

Exclusively foot & ankle **20**
Paragon[®]



BABY
GORILLA[®]
MINI PLATING SYSTEM

SURGICAL TECHNIQUE GUIDE

Acknowledgment:

Paragon 28® would like to thank Thomas G. Harris, MD for his contribution to the development of the surgical technique guide.

PRODUCT DESCRIPTION

The Paragon 28® Baby Gorilla® Plating System is an “offspring” of the Gorilla® Plating System. This mini plating system addresses a multitude of procedures that may require a specific plate shape with a thinner, narrower profile and smaller screw diameters.

Each and every detail of the system was scrutinized to achieve the following goals:

- 78 unique foot and ankle specific plating options
- Keeping the thickness of all plates within 1.1 mm-1.4 mm
- Allow for selected plates in the system to be “Universal” in application - these plates include the Straight Plates, Y-Plates, L-Plates, T-Plates, Zig-Zag Plates, and Mesh Plate
- Provide anatomically-specific plates that require minimal manipulation to achieve necessary fixation, including Akin Plates, Navicular Plates, Cuboid Plates, Jones Plates, Talar Neck Fracture Plates, and 5th Metatarsal Hook Plates
- Include instrumentation sized and designed for foot and ankle procedures likely to be performed with these plates
- Develop screws in sizes that meet the needs of procedures performed with this plating system
- Deliver the system in an all-in-one caddy

CONTENTS


Section 1	BABY GORILLA® PLATING SYSTEM
	BABY GORILLA® PLATE OFFERING.....3-6
	BABY GORILLA® PLATE TECHNOLOGY7
	BABY GORILLA® SCREW OFFERING AND TECHNOLOGY 7
	PLATE TO PROCEDURE ATLAS8
	SCREW OFFERING AND INSTRUMENTATION MATRIX..... 9
	FEATURED INSTRUMENTATION..... 10-12
	SLIM LINE SYSTEM 13-15
Section 2	REPAIR TECHNIQUE
	2ND TARSOMETATARSAL JOINT ARTHRODESIS 16-19
Section 3	CADDY, INDICATIONS, AND WARNINGS
	CADDY LAYOUT AND CONTENTS21-29
	INDICATIONS, CONTRAINDICATIONS, WARNINGS..... 30

PLATE OFFERING

AKIN CADDY - AKIN PLATES



STRAIGHT PLATES CADDY - STRAIGHT PLATES



STRAIGHT L-PLATES CADDY - STRAIGHT L-PLATES

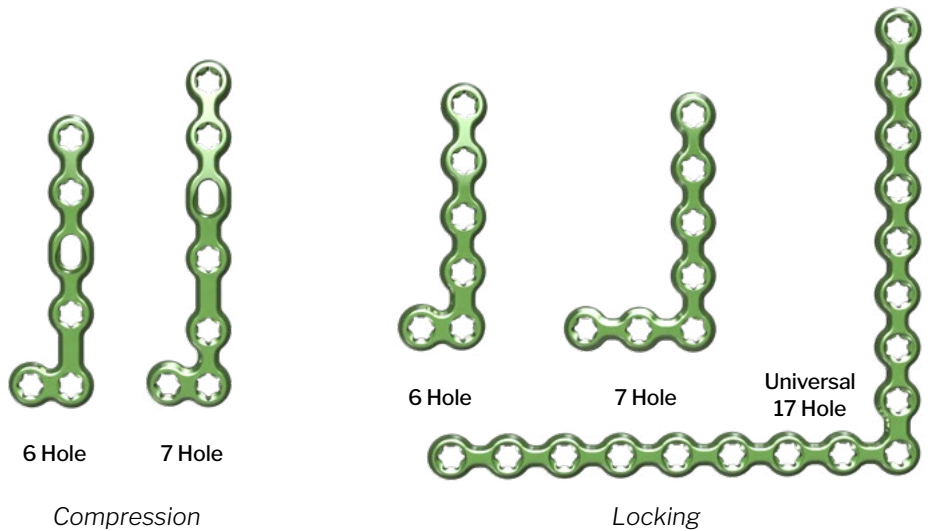
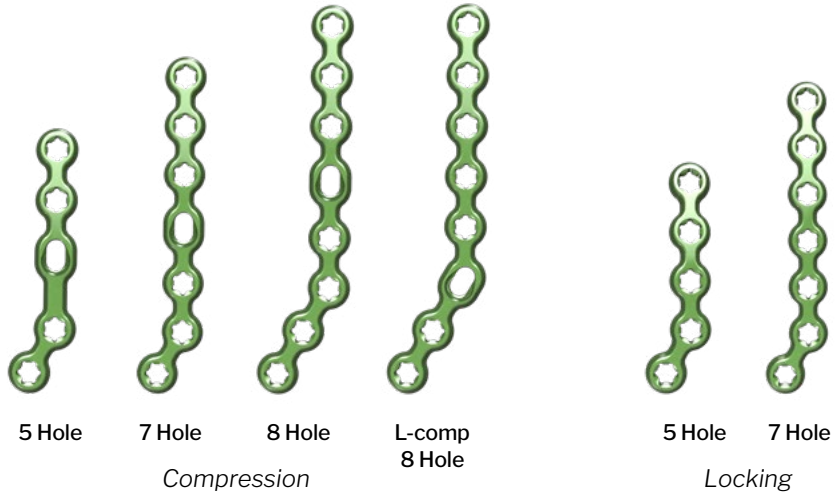
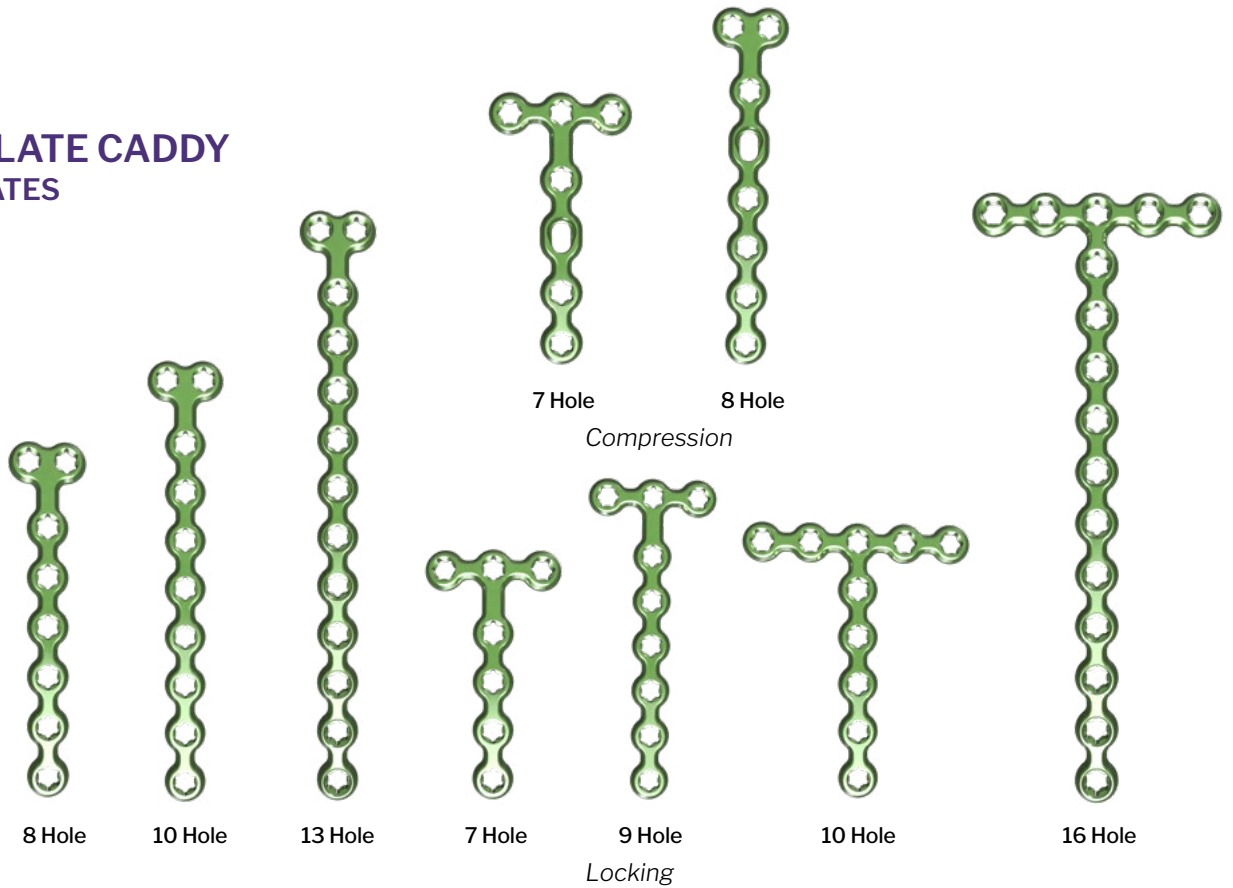


PLATE OFFERING

OBLIQUE L-PLATE CADDY - OBLIQUE L-PLATES



STRAIGHT T-PLATE CADDY - STRAIGHT T-PLATES



OBLIQUE T-PLATE CADDY - OBLIQUE T-PLATES



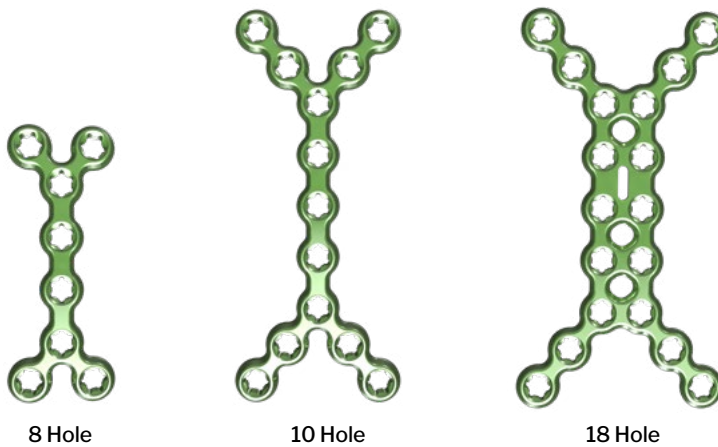


PLATE OFFERING

Y-PLATE CADDY - Y-PLATES



DOUBLE Y-PLATE CADDY - DOUBLE Y-PLATES



MESH PLATE CADDY - MESH PLATE

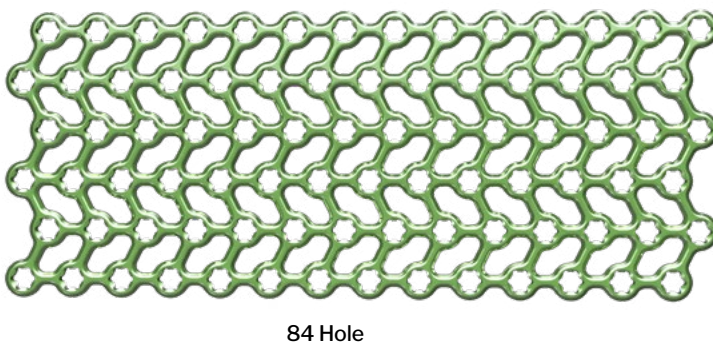


PLATE OFFERING

NAVICULAR PLATE CADDY - NAVICULAR PLATES



Medium



Large

5TH MET CADDY - 5TH MET PLATES



6 Hole
Jones Fracture




8 Hole
5th Met Fracture



5 Hole
Avulsion

CUBOID CADDY - CUBOID PLATES



7 Hole



8 Hole

TALAR NECK CADDY - TALAR NECK PLATES



6 Hole
Medial



4 Hole, Small
Lateral



4 Hole, Medium
Lateral

ZIG ZAG CADDY - TALAR NECK PLATES



5 Hole



7 Hole



11 Hole



19 Hole

Locking



Small



Medium



Large

Locking Spanning

BABY GORILLA PLATE TECHNOLOGY

RAMPED COMPRESSION SLOT

Available in certain plates to provide compression capability. Either the Ø2.0 or Ø2.5 mm non-locking screw can be inserted into the compression slot eccentrically.



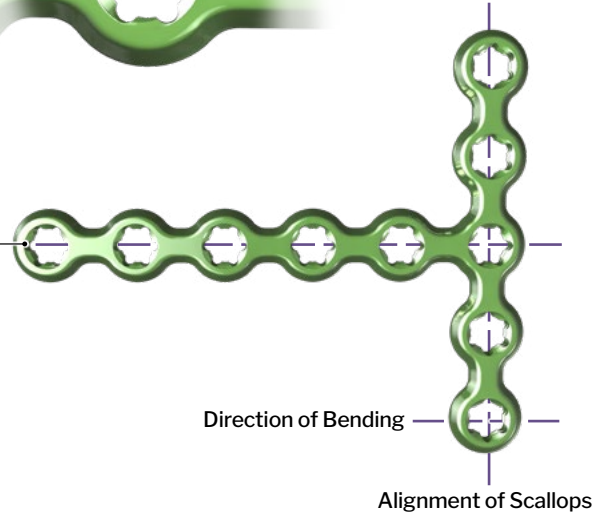
6-SCALLOP HOLES

Initiates threading of the locking screw head into the plate, while allowing for off-axis locking capability.



IN-LINE PLATE HOLE SCALLOPS

Provides an advantage in bending strength of the plate to help prevent bending from occurring through a scallop.



BABY GORILLA SCREW TECHNOLOGY

TAPERED SCREW HEAD

Creates a lag effect to allow locking screws to lag and contour the plate to bone. Surgeons do not have to rely solely on non-locking screws for this application. A titanium nitride (TiN) coating helps prevent locking screw head stripping during variable angle locking.



HEXALOBE DRIVE

Designed to maximize surface contact and torque transmission between the driver and screw, thus helping to reduce screw head stripping. The same HX-7 Driver is used for both the Ø2.0 mm and Ø2.5 mm screws.




BLUNT TIP DESIGN

Helps minimize soft tissue irritation in bicortical fixation.

VARIABLE ANGLE LOCKING

Creates a locked screw construct up to 15° in every screw hole (with the exception of the compression slot).















TIP: In areas where soft tissue irritation may be a problem over the plate, it is advised to avoid variable angle locking, as the screw head may be proud following insertion.

PLATE TO PROCEDURE ATLAS

PROCEDURE	Straight Plates	L-Plates	T-Plates	Y-Plates	Akin Plates	Navicular Plates	Cuboid Plates	Mesh Plate	Jones Plates	Hook Plates	Zig-Zag Plates	Talar Neck Plates
AKIN OSTEOTOMY					●							
1 ST METATARSAL OSTEOTOMY FOR HALLUX VALGUS	●	●	●	●							●	
1 ST MTP ARTHRODESIS	●	●	●	●							●	
METATARSAL DEFORMITY CORRECTION	●	●	●	●							●	
TARSOMETATARSAL JOINT ARTHRODESIS	●	●	●	●							●	
MEDIAL COLUMN ARTHRODESIS	●	●	●	●				●			●	
LATERAL COLUMN ARTHRODESIS	●	●	●	●				●			●	
LISFRANC FRACTURE/ DISLOCATION	●	●	●	●				●			●	
METATARSAL FRACTURE	●	●	●	●							●	
CUBOID FRACTURE				●			●					
CALCANEAL FRACTURE				●				●				
NAVICULAR FRACTURE	●					●					●	
5 TH METATARSAL FRACTURE	●			●					●	●	●	
TALAR NECK FRACTURE												●

SCREW OFFERING AND INSTRUMENTATION MATRIX

	Ø2.0 mm Screws	Ø2.5 mm Screws
Locking:		
Non-locking:		
Screw Lengths:	1 mm increments 8-20 mm 2 mm increments 22-40 mm	1 mm increments 8-20 mm 2 mm increments 22-40 mm 5 mm increments 45-50 mm
Drill Size:	 Ø1.3 mm	 Ø1.6 mm
Driver Size:	 HX-7	 HX-7
Locking Drill Guide Size:	 Ø2.0 mm/Ø2.5 mm	 Ø2.0 mm/Ø2.5 mm
Centering Drill Guide Size:	 Ø2.0 mm	 Ø2.5 mm
Compression Slot Drill Guide Size:	 Ø2.0 mm/Ø2.5 mm	 Ø2.0 mm/Ø2.5 mm
Cone/Straight Easy Guide Size:	 Ø2.0 mm, Ø2.5 mm Cone	 Ø2.0 mm, Ø2.5 mm Straight
Over Drill Size:	 Ø2.0 mm	 Ø2.5 mm
Double Ended Drill / Over Drill Guides:	 Ø2.0 mm/Ø2.5 mm	 Ø2.0 mm/Ø2.5 mm

FEATURED INSTRUMENTATION

PLATE BENDING PLIERS

- Allows for bending of plate through hole without damage to plate hole threads
- Protrusion on one end of pliers engages with top end of the locking screw hole while flat end receives protrusion on the bottom of the plate

PLATE CUTTER

THREADED MINI PLATE BENDING BARS

- Thread into plate holes to allow for preservation of plate threads when contouring plate

HY MINI PIN DISTRACTOR

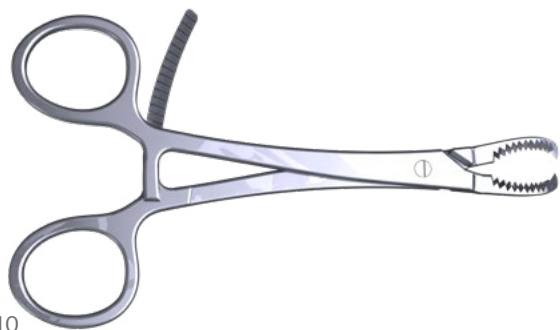

- Low profile pin distractor for accessibility to clean out joint space

HY MINI PIN COMPRESSOR

- Assists in achieving proper compression during plate fixation as needed

LOBSTER CLAW

- Curved with serrated jaws




FEATURED INSTRUMENTATION



DRILLS

- Solid Drill
- Comes in 2 sizes



OVERDRILLS



LOCKING DRILL GUIDE



CENTERING DRILL GUIDES




COMPRESSION SLOT DRILL GUIDE



EASYCONE DRILL GUIDE



OVERDRILL GUIDE



DEPTH GAUGE



AO HANDLES

- Ratcheting and non-ratcheting handles available



DRIVER

JOINT PREP INSTRUMENTATION

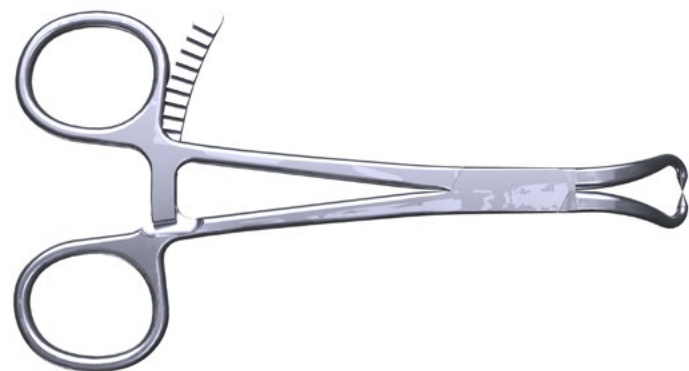


SAN GIO RETRACTOR

- Sized and contoured for foot and ankle surgery



BONE HOOK



BONE REDUCTION CLAMP

- Curved with pointed tip



RASP



PERIOSTEAL ELEVATOR



MINI CURRETTES

- Large and small sizes available to accommodate different areas of the foot
- Angled 20° for joint space access



OSTEOTOMES

- End of handles designed for use with mallet
- Straight or curved
- Available widths: 6 mm, 9 mm and 12 mm

BABY GORILLA SLIMLINE SYSTEM

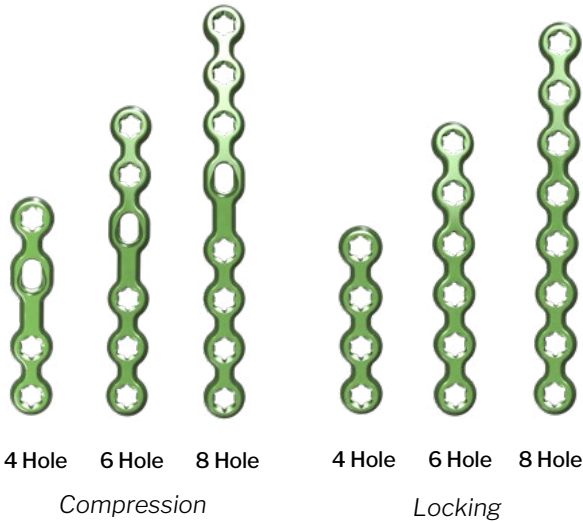
The Baby Gorilla Plating System is available in a condensed Slim Line version case, containing a curated selection of instruments and implants for use in the most routinely encountered Baby Gorilla plating procedures. The Baby Gorilla Slim Line implant and instrument contents are shown below.

PLATES


5TH MET PLATES (left and right)




STRAIGHT PLATES



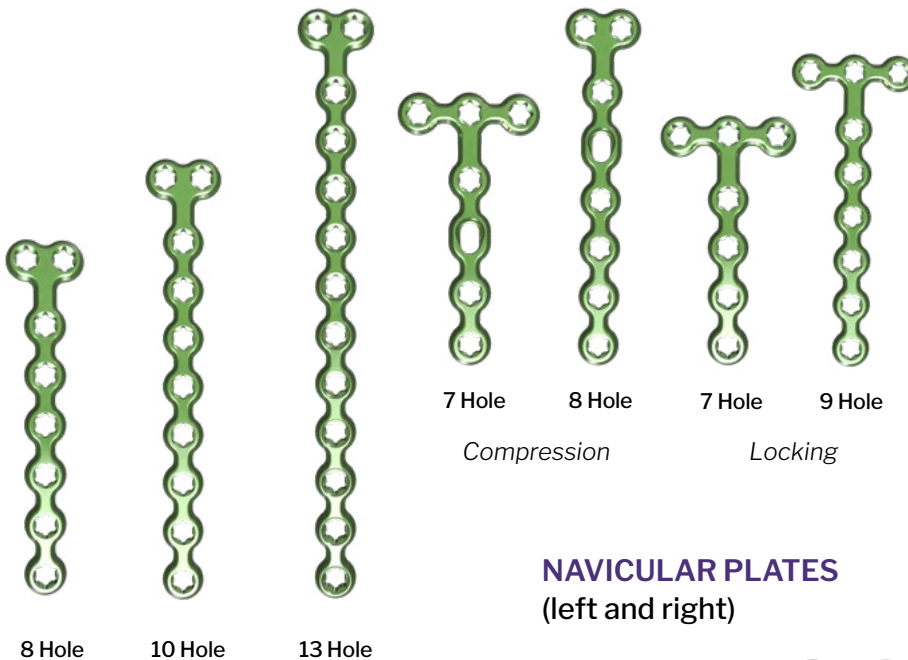
Y-PLATES



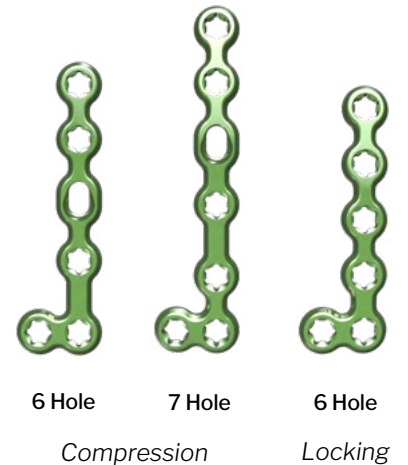
OBLIQUE T-PLATES (left and right)



STRAIGHT T-PLATES



L-PLATES (left and right)



NAVICULAR PLATES (left and right)



BABY GORILLA WASHER



BABY GORILLA SLIMLINE SYSTEM

PLATES

CUBOID PLATES



7 Hole



8 Hole

TALAR NECK PLATES (Left and Right)



6 Hole

Medial









4 Hole, Small



4 Hole, Medium

Lateral

SCREWS

	Ø2.0 mm Screws LOCKING	Ø2.0 mm Screws NON-LOCKING	Ø2.5 mm Screws LOCKING	Ø2.5 mm Screws NON-LOCKING
Screw Lengths:	1 mm increments 8-12 mm, 2 mm increments 14-20 mm	1 mm increments 8-12 mm, 2 mm increments 14-30 mm	1 mm increments 8-12 mm, 2 mm increments 14-30 mm	1 mm increments 8-12 mm, 2 mm increments 14-30 mm
Drill Size:	 Ø1.3 mm		 Ø1.6 mm	
Over Drill Size:	 Ø2.0 mm		 Ø2.5 mm	
Centering Drill Guide Size	 Ø2.0 mm		 Ø2.5 mm	

INSTRUMENTS



**HY MINI
PIN DISTRACTOR**



**PERIOSTEAL
ELEVATOR**



**HY MINI PIN
COMPRESSOR**



**BONE
REDUCTION
CLAMP**



**MINI
CURETTES**



**PLATE
BENDING
PLIERS**

BABY GORILLA SLIMLINE SYSTEM



OSTEOTOMES (9 MM)



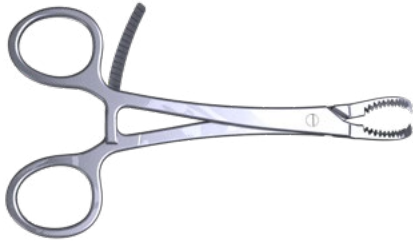
THREADED MINI PLATE BENDING BARS



BONE HOOK



EASYCONE DRILL GUIDE



LOBSTER CLAW



OVERDRILL GUIDE



AO HANDLES



CENTERING DRILL GUIDE



LOCKING DRILL GUIDE



DEPTH GAUGE



COMPRESSION SLOT DRILL GUIDE



OLIVE WIRES



LONG DRILL GUIDE



SMOOTH K-WIRES



SCREW HOLDING SLEEVE



5 HOLE PLATE PRE-DRILL GUIDE



DRIVER



DRILL



6 HOLE PLATE PRE-DRILL GUIDE



OVERDRILL



HOOK SCREW DRILL GUIDE



THREADED KNOB FOR PREDRILL GUIDES



SINGLE TAMP



DOUBLE TAMP

The purpose of this portion of the surgical technique guide is to demonstrate general use of the Baby Gorilla Plating System while highlighting the instrumentation available. The procedure demonstrated is a 2nd tarsometatarsal (TMT) arthrodesis using a Baby Gorilla 7-Hole L-Compression Plate.

INCISION/EXPOSURE

Make a longitudinal incision over the 2nd tarsometatarsal joint. Carry the dissection down to the 2nd tarsometatarsal joint while identifying and retracting the neurovascular bundle.

Straight and curved osteotomes are available to remove any osteophytes present on the dorsal aspect of the joint.

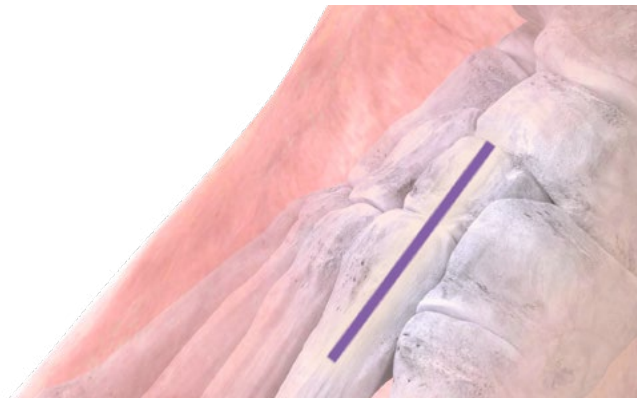


PLATE SELECTION AND FIXATION

Select a plate for your particular application.

In this example, a Baby Gorilla 7-Hole L-Compression plate is shown.

Retrieve the HY Mini Pin Distractor. The holes in the distractor are sized to accept either a Ø1.2 mm or a Ø1.6 mm K-wire. Insert K-wires into the HY Mini Pin Distractor on either side of the joint.

Open the HY Mini Pin Distractor to expose the joint surfaces. Cartilage removal can be performed using the provided curettes or per surgeon preference. Straight and curved osteotomes are available as well. Remove the HY Mini Pin Distractor once adequate joint preparation has been achieved.



7-Hole T-Compression



7-Hole Straight Compression



7-Hole Y-Compression



7-Hole L-Compression

Plating options in the Baby Gorilla Plating System for a 2nd tarsometatarsal joint arthrodesis include Straight Plates, L-Plates, T-Plates and Y-Plates. In this example, a 7-Hole L-Compression Plate will be used. This plate has a bridge at the arrow (below) for placement over a tarsometatarsal joint, and allows for 3 screws to be placed in the cuneiform.

Plate bending is performed according to surgeon preference. Two threaded plate bender bars are available as well as two plate bending pliers.

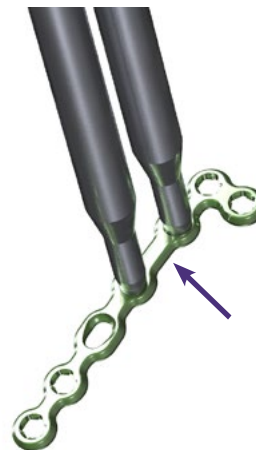
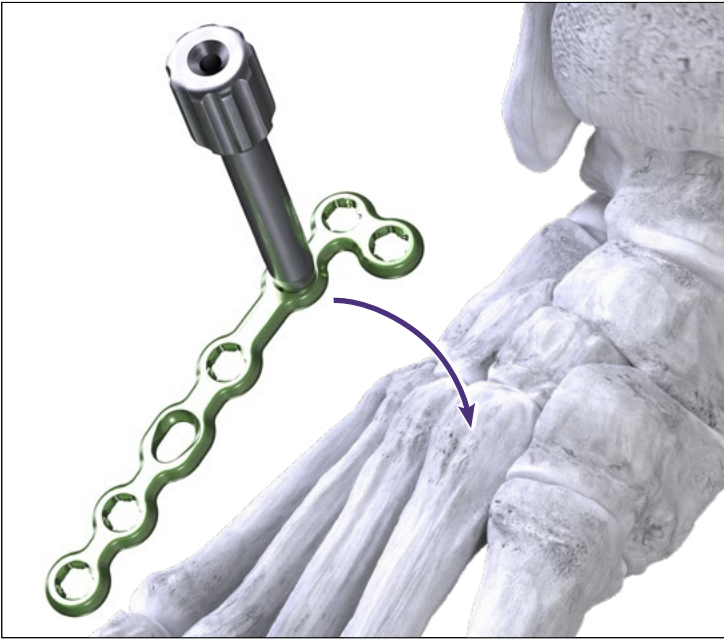
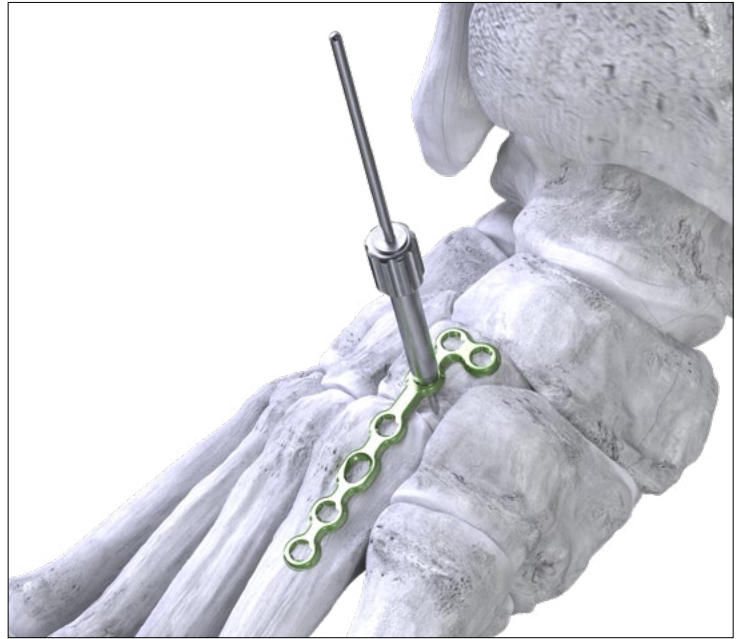


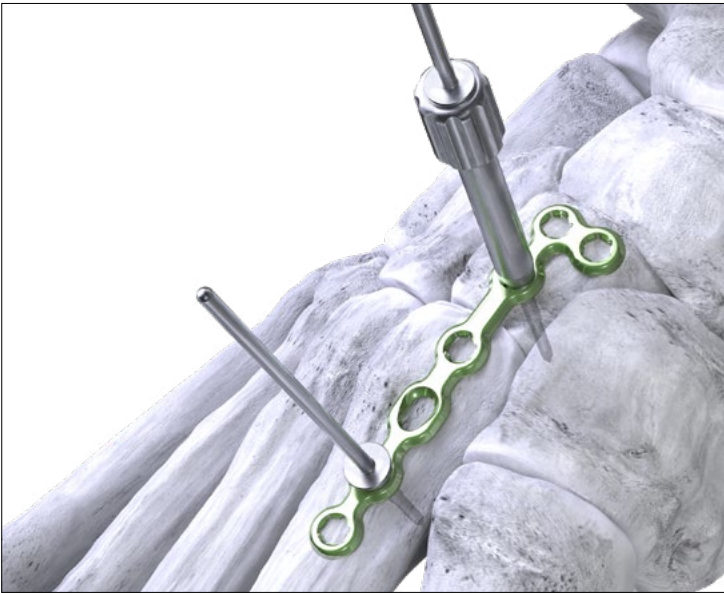
PLATE SELECTION AND FIXATION



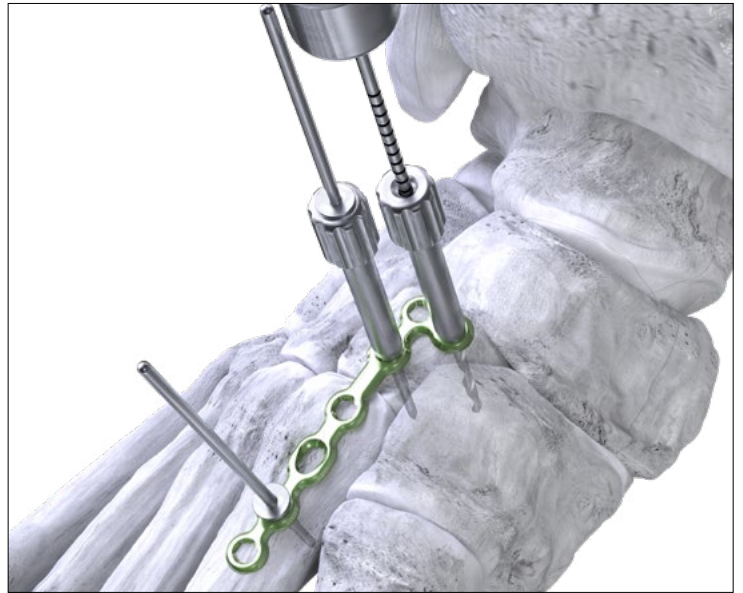
Attach a Threaded Drill Tower to a screw hole on the opposite end of the compression slot, on the “L” side of the 7-Hole L-Compression Plate.



Retrieve a Ø1.3 mm Long Olive Wire. Place the 7-Hole L-Compression Plate over the 2nd tarsometatarsal joint, positioning the plate using the Threaded Drill Tower. When an appropriate position of the plate is obtained, insert the Ø1.3 mm Long Olive Wire into the Threaded Drill Tower such that the plate is secured to the bone.

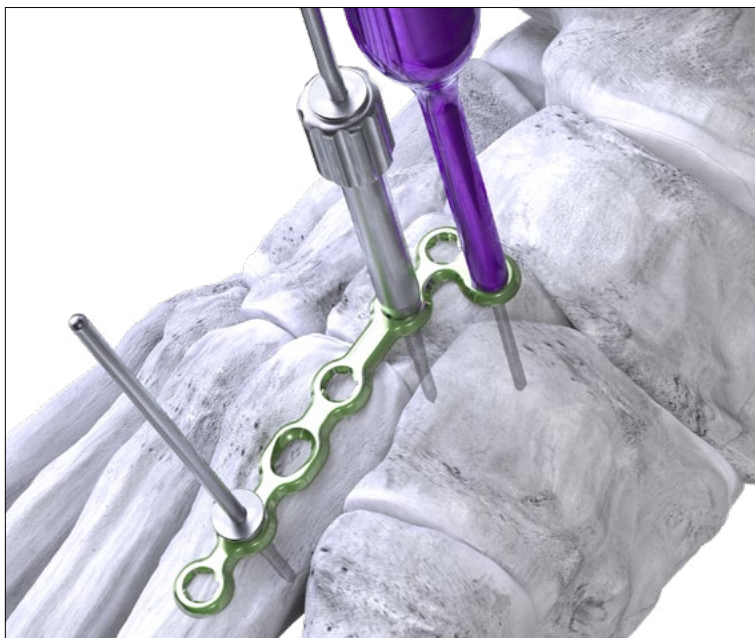


A second Olive Wire can be placed into a round hole at the distal end of the plate to secure the plate to the 2nd metatarsal.

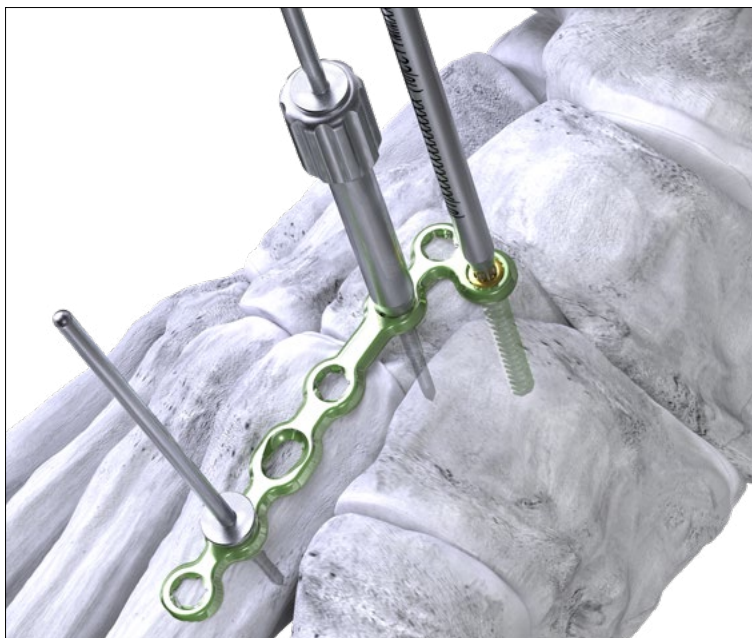


Insert a Threaded Tower into another open hole on the intermediate cuneiform. To insert a Ø2.5 mm screw, select the Ø1.6 mm Drill. Drill through the Drill Guide.

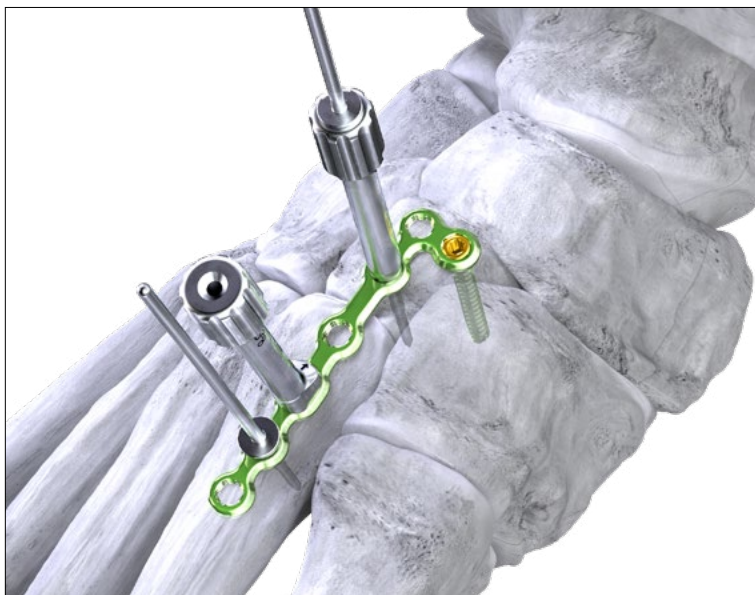
PLATE SELECTION AND FIXATION



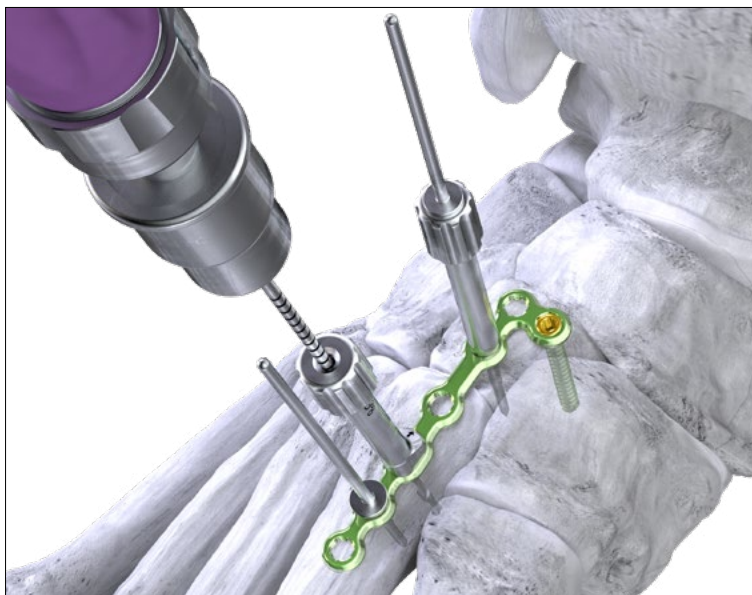
Remove the Drill and Threaded Tower and pass from the operative field. Measure screw length using the depth gauge.



Retrieve the appropriately sized $\text{\O}2.5$ mm screw and insert into the screw hole.



Retrieve the Compression Drill Guide. Insert the Compression Drill Guide into the slot on the metatarsal side of the plate with the arrow pointing toward the arthrodesis site.



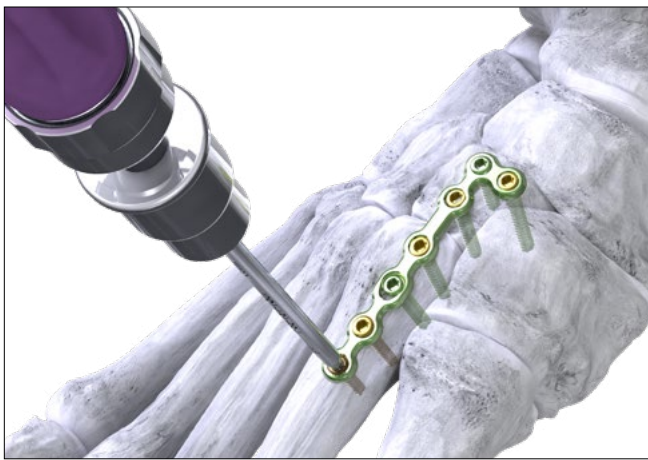
Drill through the Compression Drill Slot, using a $\text{\O}1.6$ mm Drill if a $\text{\O}2.5$ mm screw is being used. Remove the Drill and Compression Drill Guide. Insert a $\text{\O}2.5$ mm screw into the compression slot, stopping before the screw head engages the plate. Remove the distal olive wire. Proceed with tightening the screw in the compression slot until fully seated.

PLATE SELECTION AND FIXATION



TIP: If a surgeon prefers to gain compression through or external to the plate, an HY Mini Pin Compressor can be used. Place one Ø1.2 mm K-wire on the proximal portion of the plate and place another Ø1.2 mm K-wire distal to the plate, as shown here. Slide the HY Mini Pin Compressor over the two K-wires. Squeeze the handle portion together to create compression across the arthrodesis. Place a locking or non-locking screw on either side of the arthrodesis to maintain compression created by the HY Mini Pin Compressor. Remove the HY Mini Pin Compressor.

Place two Ø1.2 K-wires eccentrically in two plate holes on either side of the arthrodesis. Slide the HY Mini Pin Compressor onto the two K-wires and compress. Place a locking or non-locking screw on either side of the arthrodesis to maintain compression.



Remove the remaining Olive Wire and continue to fill plate holes, as desired. If using a Ø2.0 mm screw, the Ø1.3 mm Drill should be used. Confirm plate and screw placement using fluoroscopy, if desired.

CLOSURE

Proceed to incision closure or concomitant procedures at this time.




BABY GORILLA® CADDY AND CASE SYSTEM

BABY GORILLA CADDIES

BABY GORILLA PLATE CADDIES

The Baby Gorilla Case comes standard with 5th Met, Straight L-T, and Oblique L-T Plate Caddies. Additional Caddies types, including the Specialty Procedure, Talar Neck Fracture, and Zig-Zag Plate Caddies, are available for special order and inclusion in the case.




BABY GORILLA INSTRUMENTS CADDY

Drill guides, threaded mini plate bending bars, drills, overdrills, forceps, K-wire ruler, bone hook, depth gauge, K-wires, and olive wires are located within the Baby Gorilla Instruments Caddy.

BABY GORILLA INSTRUMENTS TRAY

The plate bending pliers, plate cutter, San Gio retractors, lobster claw, bone reduction clamp, HY Mini Pin Distractor, and HY Mini Pin Compressor are all located within the Baby Gorilla Instruments Tray.



BABY GORILLA SCREW CADDY

The Baby Gorilla Screw Caddy contains locking and non-locking screws in 2.0 mm and 2.5 mm diameters. Drivers and holding sleeves are contained in the Screw Caddy.

BABY GORILLA CASE

The Ultra-Mini AO Ratchet Handle and Mini Streamline AO Handle are located under the screw caddy. The plate cutter, periosteal elevator, rasp, curettes, and osteotomes are located within the Baby Gorilla Case, under the Instruments Tray.

CADDY CONTENTS:

Instruments Caddy

Part #	Description	Use
P51-900-0001	Baby Gorilla, Drill Guide, Threaded, Ø2.0 / 2.5, SS	Reusable
P51-901-0101	Baby Gorilla, Drill Guide, Double Ended, EZ / Cone, SS	Reusable
P51-902-0001	Baby Gorilla, Drill Guide, Centering, Ø2.0, SS	Reusable
P51-902-0002	Baby Gorilla, Drill Guide, Centering, Ø2.5, SS	Reusable
P51-903-0001	Baby Gorilla, Drill Guide, Compression Slot, Ø2.0 / 2.5, SS	Reusable
P51-905-0001	Baby Gorilla, Drill Guide, Double Ended, Over Drill (Ø2.0 & Ø2.5), SS	Reusable
P51-910-0001	Baby Gorilla, Plate Bender, Threaded Bar, SS	Reusable
P99-100-1310	P28, Drill, Ø1.3 x 100mm (Ø2.0), Solid, SS	Reusable
P99-100-1611	P28, Drill, Ø1.6 x 110mm (Ø2.5), Solid, SS	Reusable
P99-100-2109	P28, Over drill, Ø2.1 x 90mm (Ø2.0), Solid, SS	Reusable
P99-100-2510	Over drill, Ø2.5 x 100mm (Ø2.5), Solid, SS	Reusable
P99-150-0001	P28, Forceps	Reusable
P99-150-0005	P28, K-Wire Ruler	Reusable
P99-150-0007	P28, Dental Pick (Bone Hook)	Reusable
P99-150-0080	Baby Gorilla, Depth Gauge (50mm)	Reusable
P99-192-1210	P28, K-wire, Ø1.2 x 100mm, Single Trocar, Smooth SS	Single-Use
P99-192-1615	P28, K-wire, Ø1.6 x 150mm, Single Trocar, Smooth SS	Single-Use
P99-200-1306	P28, Olive Wire, Standard (1.3mm tip), Smooth, SS	Single-Use
P99-201-1306	P28, Olive Wire, Standard (1.3mm tip), Threaded, SS	Single-Use
P99-250-1309	P28, Olive Wire, Through Drill Guide (1.3mm tip), Smooth, SS	Single-Use
P99-250-1606	P28, Olive Wire, Standard (1.6mm tip), Smooth, SS	Single-Use

CADDY CONTENTS:

Instruments Tray and Case

Part #	Description	Use
P51-910-0003	Baby Gorilla, Plate Bender, Pliers	Reusable
P99-000-AORC	Ultra-mini AO Ratchet handle, cannulated	Reusable
P99-000-AOSS	Mini Streamline AO handle	Reusable
P99-150-0004	P28, San Gio Baby Bennetts	Reusable
P99-150-0013	P28, Bone Redcution Clamp	Reusable
P99-150-0016	P28, Plate Cutter, Double Action	Reusable
P99-150-0017	P28, Lobster Claw	Reusable
P99-150-0018	P28, Periosteal Elevator	Reusable
P99-150-0081	P28, HY Distractor, Wurapa (1.2mm &1.6mm k-wires)	Reusable
P99-150-0084	P28, HY Compressor, Wurapa (1.2mm &1.6mm k-wires)	Reusable
P99-150-0090	P28, Curette, Small, 20°	Reusable
P99-150-0091	P28, Curette, Large, 20°	Reusable
P99-150-0110	P28, Rasp	Reusable
P99-150-0240	P28, Osteotome, Straight w/Handle, 6mm	Reusable
P99-150-0241	P28, Osteotome, Straight w/Handle, 9mm	Reusable
P99-150-0242	P28, Osteotome, Straight w/Handle, 12mm	Reusable
P99-150-0340	P28, Osteotome, Curved w/Handle, 6mm	Reusable
P99-150-0341	P28, Osteotome, Curved w/Handle, 9mm	Reusable
P99-150-0342	P28, Osteotome, Curved w/Handle, 12mm	Reusable
P99-900-1005	P28, Plantigrade Foot Plate	Reusable

CADDY CONTENTS:

Screw Caddy

Part #	Description	Use
P99-191-SL07	P28, Driver Sleeve, T7, Screw Gripper	Reusable
P50-153-WM00	Baby Gorilla, Washer	Single-Use
P99-191-TS07	P28, Driver, T7	Reusable
Ø2.0 Locking Screws		
P50-053-20[08-40]	Baby Gorilla, Screw, Ø2.0 x [8-40 mm] Locking, TiA	Single-Use
Ø2.5 Locking Screws		
P50-053-25[08-40]	Baby Gorilla, Screw, Ø2.5 x [8-40 mm] Locking, TiA	Single-Use
Ø2.0 Non-Locking Screws		
P50-153-20[08-40]	Baby Gorilla, Screw, Ø2.0 x [8-40 mm] Non-Locking, TiA	Single-Use
Ø2.5 Non-Locking Screws		
P50-153-25[08-50]	Baby Gorilla, Screw, Ø2.5 x [8-50 mm] Non-Locking, TiA	Single-Use

CADDY CONTENTS:

5th Met Caddy

*All plate caddies are also available in template-only configurations

Part #	Description	Use
P53-007-LC08	Baby Gorilla, Plate, Jones, 8 Hole, Comp., Left, 1.4mm, TiA	Single-Use
P53-007-RC08	Baby Gorilla, Plate, Jones, 8 Hole, Comp., Right, 1.4mm, TiA	Single-Use
P53-008-LC05	Baby Gorilla, Plate, Hook, 5 Hole, Comp., Left, 1.2mm, TiA	Single-Use
P53-008-RC05	Baby Gorilla, Plate, Hook, 5 Hole, Comp., Right, 1.2mm, TiA	Single-Use
P53-008-LC06	Baby Gorilla, Plate, Hook, 6 Hole, Comp., Left, 1.2mm, TiA	Single-Use
P53-008-RC06	Baby Gorilla, Plate, Hook, 6 Hole, Comp., Right, 1.2mm, TiA	Single-Use
P51-921-0001	Baby Gorilla, Tamp, Single Hook	Reusable
P51-921-0002	Baby Gorilla, Tamp, Double Hook	Reusable
P51-921-L005	Baby Gorilla, 5 th Met, Plate Template, 5-Hole, Left	Reusable
P51-921-R005	Baby Gorilla, 5 th Met, Plate Template, 5-Hole, Right	Reusable
P51-921-L006	Baby Gorilla, 5 th Met, Plate Template, 6-Hole, Left	Reusable
P51-921-R006	Baby Gorilla, 5 th Met, Plate Template, 6-Hole, Right	Reusable
P51-921-0009	Baby Gorilla, 5 th Met, Drill Guide, Hook Screw	Reusable
P51-950-0004	Threaded Knob, M3	Reusable

Oblique L-T Caddy

Part #	Description	Use
P53-002-L005	Baby Gorilla, Plate, Oblique-L2, 05 Hole Locking, Left, 1.1mm, TiA	Single-Use
P53-002-L007	Baby Gorilla, Plate, Oblique-L2, 07 Hole Locking, Left, 1.1mm, TiA	Single-Use
P53-002-R005	Baby Gorilla, Plate, Oblique-L2, 05 Hole Locking, Right, 1.1mm, TiA	Single-Use
P53-002-R007	Baby Gorilla, Plate, Oblique-L2, 07 Hole Locking, Right, 1.1mm, TiA	Single-Use
P53-002-LC05	Baby Gorilla, Plate, Oblique-L2, 05 Hole Compression, Left, 1.1mm, TiA	Single-Use
P53-002-LC07	Baby Gorilla, Plate, Oblique-L2, 07 Hole Compression, Left, 1.1mm, TiA	Single-Use
P53-002-RC05	Baby Gorilla, Plate, Oblique-L2, 05 Hole Compression, Right, 1.1mm, TiA	Single-Use
P53-002-RC07	Baby Gorilla, Plate, Oblique-L2, 07 Hole Compression, Right, 1.1mm, TiA	Single-Use
P53-002-LC38	Baby Gorilla, Plate, Oblique-L3, 08 Hole Compression, Left, 1.1mm, TiA	Single-Use
P53-002-LC83	Baby Gorilla, Plate, Oblique-L3, 08 Hole L-Compression, Left, 1.1mm, TiA	Single-Use
P53-002-RC38	Baby Gorilla, Plate, Oblique-L3, 08 Hole Compression, Right, 1.1mm, TiA	Single-Use
P53-002-RC83	Baby Gorilla, Plate, Oblique-L3, 08 Hole L-Compression, Right, 1.1mm, TiA	Single-Use
P53-004-L008	Baby Gorilla, Plate, Oblique-T2, 08 Hole Locking, Left, 1.1mm, TiA	Single-Use
P53-004-R008	Baby Gorilla, Plate, Oblique-T2, 08 Hole Locking, Right, 1.1mm, TiA	Single-Use

CADDY CONTENTS:

Straight L-T Caddy

*All plate caddies are also available in template-only configurations

Part #	Description	Use
P50-900-3006-1	Baby Gorilla, Caddy, Small, Striaight-L-T	Reusable
P50-900-SMCL	Baby Gorilla, Lid, Small Plate Caddy	Reusable
P53-001-0004	Baby Gorilla, Plate, Straight, 04 Hole Locking, 1.1mm, TiA	Single-Use
P53-001-0006	Baby Gorilla, Plate, Straight, 06 Hole Locking, 1.1mm, TiA	Single-Use
P53-001-0008	Baby Gorilla, Plate, Straight, 08 Hole Locking, 1.1mm, TiA	Single-Use
P53-001-0010	Baby Gorilla, Plate, Straight, 10 Hole Locking, 1.1mm, TiA	Single-Use
P53-001-0C04	Baby Gorilla, Plate, Straight, 04 Hole Compression, 1.1mm, TiA	Single-Use
P53-001-0C06	Baby Gorilla, Plate, Straight, 06 Hole Compression, 1.1mm, TiA	Single-Use
P53-001-0C08	Baby Gorilla, Plate, Straight, 08 Hole Compression, 1.1mm, TiA	Single-Use
P53-003-L006	Baby Gorilla, Plate, L2, 06 Hole Locking, Left, 1.1mm, TiA	Single-Use
P53-003-R006	Baby Gorilla, Plate, L2, 06 Hole Locking, Right, 1.1mm, TiA	Single-Use
P53-003-LC06	Baby Gorilla, Plate, L2, 06 Hole Compression, Left, 1.1mm, TiA	Single-Use
P53-003-RC06	Baby Gorilla, Plate, L2, 06 Hole Compression, Right, 1.1mm, TiA	Single-Use
P53-003-LC27	Baby Gorilla, Plate, L2-2nd Met, 07 Hole Compression, Left, 1.1mm, TiA	Single-Use
P53-003-RC27	Baby Gorilla, Plate, L2-2nd Met, 07 Hole Compression, Right, 1.1mm, TiA	Single-Use
P53-003-L037	Baby Gorilla, Plate, L3, 07 Hole Locking, Left, 1.1mm, TiA	Single-Use
P53-003-R037	Baby Gorilla, Plate, L3, 07 Hole Locking, Right, 1.1mm, TiA	Single-Use
P53-005-0008	Baby Gorilla, Plate, T2, 08 Hole Locking, 1.1mm, TiA	Single-Use
P53-005-0010	Baby Gorilla, Plate, T2, 10 Hole Locking, 1.1mm, TiA	Single-Use
P53-005-0013	Baby Gorilla, Plate, T2, 13 Hole Locking, 1.1mm, TiA	Single-Use
P53-005-0C08	Baby Gorilla, Plate, T2, 08 Hole Compression, 1.1mm, TiA	Single-Use
P53-005-3007	Baby Gorilla, Plate, T3, 07 Hole Locking, 1.1mm, TiA	Single-Use
P53-005-3009	Baby Gorilla, Plate, T3, 09 Hole Locking, 1.1mm, TiA	Single-Use
P53-005-3C07	Baby Gorilla, Plate, T3, 07 Hole Compression, 1.1mm, TiA	Single-Use
P53-005-5010	Baby Gorilla, Plate, T5, 10 Hole Locking, 1.1mm, TiA	Single-Use
P53-005-5016	Baby Gorilla, Plate, T5, 16 Hole Locking, 1.4mm, TiA	Single-Use

CADDY CONTENTS:

Specialty Procedure Caddy (Special Order)

*All plate caddies are also available in template-only configurations

Part #	Description	Use
P53-001-4020	Baby Gorilla, Plate, Straight, 20 Hole Locking, 1.4mm, TiA	Single-Use
P53-001-1010	Baby Gorilla, Plate, Akin, 10mm Locking, 1.1mm, TiA	Single-Use
P53-001-1C10	Baby Gorilla, Plate, Akin, 10mm Compression, 1.1mm, TiA	Single-Use
P53-001-2010	Baby Gorilla, Plate, Anatomical Medial Akin, 10mm Locking, 1.1mm, TiA	Single-Use
P53-003-0099	Baby Gorilla, Plate, L-UNIV, 17 Hole Locking, 1.4mm, TiA	Single-Use
P53-006-0323	Baby Gorilla, Plate, Dub-Y 3-2-3, 8 Hole Locking, 1.1mm, TiA	Single-Use
P53-006-0535	Baby Gorilla, Plate, Dub-Y 5-3-5, 13 Hole Locking, 1.4mm, TiA	Single-Use
P53-006-2666	Baby Gorilla, Plate, Dub-Y 6-6-6, 18 Hole Locking, 1.4mm, TiA	Single-Use
P53-009-L001	Baby Gorilla, Plate, Navicular, 9 Hole Locking, Left, Medium, 1.1mm, TiA	Single-Use
P53-009-L002	Baby Gorilla, Plate, Navicular, 9 Hole Locking, Left, Large, 1.1mm, TiA	Single-Use
P53-009-R001	Baby Gorilla, Plate, Navicular, 9 Hole Locking, Right, Medium, 1.1mm, TiA	Single-Use
P53-009-R002	Baby Gorilla, Plate, Navicular, 9 Hole Locking, Right, Large, 1.1mm, TiA	Single-Use
P53-010-0001	Baby Gorilla, Plate, Cuboid, 07 Locking, Medium, 1.1mm, TiA	Single-Use
P53-010-0002	Baby Gorilla, Plate, Cuboid, 08 Locking, Large, 1.1mm, TiA	Single-Use
P53-012-0614	Baby Gorilla, Plate, Mesh, 6x14 (84) Hole Locking, 1.1mm, TiA	Single-Use

Talar Neck Fracture Caddy (Special Order)

Part #	Description	Use
P53-011-L001	Baby Gorilla, Plate, Talar Neck, Lateral, Left, Small, 4-Hole, Locking, 1.4mm Thk, TiA	Single-Use
P53-011-L002	Baby Gorilla, Plate, Talar Neck, Lateral, Left, Medium, 4-Hole, Locking, 1.4mm Thk, TiA	Single-Use
P53-011-R001	Baby Gorilla, Plate, Talar Neck, Lateral, Right, Small, 4-Hole, Locking, 1.4mm Thk, TiA	Single-Use
P53-011-R002	Baby Gorilla, Plate, Talar Neck, Lateral, Right, Medium, 4-Hole, Locking, 1.4mm Thk, TiA	Single-Use
P53-011-L101	Baby Gorilla, Plate, Talar Neck, Medial, Left, 6-Hole, Locking, 1.1mm Thk, TiA	Single-Use
P53-011-R101	Baby Gorilla, Plate, Talar Neck, Medial, Right, 6-Hole, Locking, 1.1mm Thk, TiA	Single-Use
P51-925-0001	Baby Gorilla, Threaded Drill Guide, Long	Reusable
P51-900-3012-1	Baby Gorilla, Talar Neck Fracture, Caddy Base	Reusable

CADDY CONTENTS:

Zig-Zag and Span Plate Caddy (Special Order)

*All plate caddies are also available in template-only configurations

Part #	Description	Use
P53-051-0005	Plate, Baby Gorilla, Zig-Zag, 05-Hole, Locking, 1.1mm Thk., TiA	Single-Use
P53-051-0007	Plate, Baby Gorilla, Zig-Zag, 07-Hole, Locking, 1.1mm Thk., TiA	Single-Use
P53-051-0011	Plate, Baby Gorilla, Zig-Zag, 11-Hole, Locking, 1.1mm Thk., TiA	Single-Use
P53-051-0019	Plate, Baby Gorilla, Zig-Zag, 19-Hole, Locking, 1.1mm Thk., TiA	Single-Use
P53-051-1013	Plate, Baby Gorilla, Zig-Zag, Span, 08-Hole, Locking, SM, 1.4mm Thk., TiA	Single-Use
P53-051-1015	Plate, Baby Gorilla, Zig-Zag, Span, 08-Hole, Locking, MD, 1.4mm Thk., TiA	Single-Use
P53-051-1017	Plate, Baby Gorilla, Zig-Zag, Span, 08-Hole, Locking, LG, 1.4mm Thk., TiA	Single-Use

SLIM LINE CADDY CONTENTS

Not all products are available for sale in all markets. To determine availability in your marketplace, please contact your local Paragon 28 representative

Implants

Part #	Description	Use
P50-053-20[08-20]	Bg Locking Screw, 2.0 X 8-12 mm (1 mm increments) 14-20 mm (2 mm increments)	Single-Use
P50-053-25[08-30]	Bg Locking Screw, 2.5 X 8-12 mm (1 mm increments) 14-30 mm (2 mm increments)	Single-Use
P50-153-20[08-30]	Bg Non-Locking Screw, 2.0 X 8-12 mm (1 mm increments) 14-30 mm (2 mm increments)	Single-Use
P50-153-25[08-30]	Bg Non-Locking Screw, 2.5 X 8-12 mm (1 mm increments) 14-30 mm (2 mm increments)	Single-Use
P50-153-WM00	Baby GORILLA® Washer	Single-Use
P53-007-LC08	Baby Gorilla, Plate, Jones, 08 Hole Compression, Left	Single-Use
P53-007-RC08	Jmf™ Plate, Compression, 8 Hole, Right	Single-Use
P53-008-LC05	Hook Plate, Compression, 5 Hole, Left	Single-Use
P53-008-LC06	Baby Gorilla, Plate, Hook, 6 Hole, Comp., Left, 1.2 mm, TiA	Single-Use
P53-008-RC05	Jmf™ Hook Plate, Compression, 5 Hole, Right	Single-Use
P53-008-RC06	Jmf™ Hook Plate, Compression, 6 Hole, Right	Single-Use
P53-004-L008	Oblique T, 8 Hole, T2, Left	Single-Use
P53-004-LC08	Oblique T, 8 Hole, Compression T2, Left	Single-Use
P53-004-R008	Oblique T, 8 Hole, T2, Right	Single-Use
P53-004-RC08	Oblique T, 8 Hole, Compression T2, Right	Single-Use
P53-006-3007	Y Plate, 7 Hole, Y3, 1.1mm Thick	Single-Use
P53-006-3C07	Y Plate, 7 Hole, Compression Y3, 1.1mm Thick	Single-Use
P53-001-0004	Straight Plate, 4 Hole	Single-Use
P53-001-0006	Straight Plate, 6 Hole	Single-Use
P53-001-0008	Straight Plate, 8 Hole	Single-Use
P53-001-0C04	Straight Plate, 4 Hole W/ Compression	Single-Use
P53-001-0C06	Straight Plate, 6 Hole W/ Compression	Single-Use
P53-001-0C08	Straight Plate, 8 Hole W/ Compression	Single-Use
P53-003-L006	L Plate, 6 Hole, L2, Left	Single-Use

SLIM LINE CADDY CONTENTS

Implants Continued

Part #	Description	Use
P53-003-LC06	L Plate, 6 Hole, Compression L2, Left	Single-Use
P53-003-LC27	L Plate, 7 Hole, Compression L2, Left	Single-Use
P53-003-R006	L Plate, 6 Hole, L2, Right	Single-Use
P53-003-RC06	L Plate, 6 Hole, Compression L2, Right	Single-Use
P53-003-RC27	L Plate, 7 Hole, Compression L2, Right	Single-Use
P53-005-0008	T Plate, 8 Hole	Single-Use
P53-005-0010	T Plate, 10 Hole, T2	Single-Use
P53-005-0013	T Plate, 13 Hole, T2	Single-Use
P53-005-0C08	T Plate, 8 Hole, Compression T2	Single-Use
P53-005-3007	T Plate, 7 Hole, T3	Single-Use
P53-005-3009	T Plate, 9 Hole, T3	Single-Use
P53-005-3C07	T Plate, 7 Hole, Compression T3	Single-Use
P53-009-L001	Navicular Plate, 9 Hole, Medium, Left	Single-Use
P53-009-L002	Navicular Plate, 9 Hole, Large, Left	Single-Use
P53-009-R001	Navicular Plate, 9 Hole, Medium, Right	Single-Use
P53-009-R002	Navicular Plate, 9 Hole, Large, Right	Single-Use
P53-010-0001	Cuboid Plate, 7 Hole, Medium	Single-Use
P53-010-0002	Cuboid Plate, 8 Hole, Large	Single-Use
P53-011-L001	Baby Gorilla, Plate, Talar Neck, Lateral, Left, Small, 4-Hole, Locking, 1.4mm Thk, TIA	Single-Use
P53-011-L002	Baby Gorilla, Plate, Talar Neck, Lateral, Left, Medium, 4-Hole, Locking, 1.4mm Thk, TIA	Single-Use
P53-011-L101	Baby Gorilla, Plate, Talar Neck, Medial, Left, 6-Hole, Locking, 1.1mm Thk, TIA	Single-Use
P53-011-R001	Baby Gorilla, Plate, Talar Neck, Lateral, Right, Small, 4-Hole, Locking, 1.4mm Thk, TIA	Single-Use
P53-011-R002	Talar Neck Plate, Lateral, Medium, Right	Single-Use
P53-011-R101	Talar Neck Plate, Medial, Small, Right	Single-Use

Instruments

Part #	Description	Use
P99-150-0013	Sharp Tip Bone Reduction Clamp, Large	Reusable
P99-150-0018	Periosteal Elevator	Reusable
P99-150-0081	Harris-Yoon™ Mini Pin Distractor	Reusable
P99-150-0084	Harris-Yoon™ Mini Pin Compressor	Reusable
P99-150-0090	Mini Curette, Small, 20°	Reusable
P99-150-0091	Mini Curette, Large, 20°	Reusable
P99-150-0241	Osteotome, Straight W/ Handle, 9mm	Reusable
P99-150-0341	Osteotome, Curved W/ Handle, 9mm	Reusable
P99-150-T017	Lobster Claw, Closed	Reusable
P99-150-0007	Bone Hook	Reusable

SLIM LINE CADDY CONTENTS

Instruments Continued

Part #	Description	Use
P51-910-0003	Baby Gorilla® Plate Bending Pliers	Reusable
P51-910-0001	Threaded Mini-Plate Bending Bar	Reusable
P51-925-0001	Baby Gorilla, Threaded Drill Guide, Long	Reusable
P51-900-0001	Locking Drill Guide	Reusable
P51-901-0101	Baby Gorilla, Drill Guide, Double Ended, Ez/Cone, Ss	Reusable
P51-902-0001	Centering Drill Guide, (2.0mm)	Reusable
P51-902-0002	Centering Drill Guide, (2.5mm)	Reusable
P51-903-0001	Compression Slot Drill Guide (2.0, 2.5, 2.7mm)	Reusable
P51-905-0001	Double Ended Over Drill Guide	Reusable
P99-000-AORC	Mini-Ao, Ratcheting Handle Streamline, Cannulated	Reusable
P99-000-AOSS	Mini-Ao, Non-Ratcheting Handle Streamline, Cannulated	Reusable
P99-191-SL07	Screw Holding Sleeve, Tx-7	Reusable
P99-191-TS07	Screw Driver Attachment, Solid, Ao, Tx-7	Reusable
P99-100-1310	Drill, 1.3 X 100mm, Solid, Ao	Reusable
P99-100-1611	Drill, 1.6 X 110mm, Solid, Ao	Reusable
P99-100-2109	Over Drill, 2.1 X 90mm, Solid, Ao	Reusable
P99-100-2510	Over Drill, 2.5 X 100mm, Solid, Ao	Reusable
P99-150-0080	Baby Gorilla® Depth Gauge	Reusable
P99-150-0001	Screw Forceps	Reusable
P99-150-0005	K-Wire Hole Gauge & Ruler	Reusable
P99-192-1210	K-Wire, Single Ended Trocar Tip, Smooth, 1.2 X 100mm	Single-Use
P99-192-1615	K-Wire, Single Ended Trocar Tip, Smooth, 1.6 X 150mm	Single-Use
P99-200-1306	Olive Wire, Smooth, 1.3mm	Single-Use
P99-201-1306	Olive Wire, Threaded, 1.3mm	Single-Use
P99-250-1309	Olive Wire, Smooth, 1.3mm, (Thru Guide)	Single-Use
P51-921-0001	5th Met Hook Plate Tamp, Single	Reusable
P51-921-0002	5th Met Hook Plate Tamp, Offset, Dual	Reusable
P51-921-0009	Baby Gorilla, 5th MET, Hook Screw, Drill Guide	Reusable
P51-921-L005	BABY GORILLA, 5 TH MET, PLATE TEMPLATE, 5 HOLE, LEFT	Reusable
P51-921-L006	BABY GORILLA, 5 TH MET, PLATE TEMPLATE, 6 HOLE, LEFT	Reusable
P51-921-R005	BABY GORILLA, 5 TH MET, PLATE TEMPLATE, 5 HOLE, RIGHT	Reusable
P51-921-R006	BABY GORILLA, 5 TH MET, PLATE TEMPLATE, 6 HOLE, RIGHT	Reusable
P51-950-0004	Template Set Screw	Reusable

INSTRUCTIONS FOR USE: GORILLA®/BABY GORILLA® PLATING SYSTEM

Indications, Contraindications, Warnings and Precautions relevant to the Baby Gorilla® Plating system are contained in the Instructions for Use document of the Gorilla® Plating System P51-IFU-0001.

MR SAFETY INFORMATION

The Gorilla® Plating System has not been evaluated for safety and compatibility in the MR environment. It has not been tested for heating, migration, or image artifact in the MR environment. The safety of the Gorilla® Plating System in the MR environment is unknown. Scanning a patient who has this device may result in patient injury.”

Refer to www.paragon28.com/ifus for the complete and most current Instructions for Use document.



PATENTED, DESIGNED & EXCLUSIVELY DISTRIBUTED BY



P53-STG-0001 RevG [2026-03-05]

© Copyright 2026 Zimmer Biomet®. All rights reserved.

Patents: www.paragon28.com/patents

Paragon 28, Inc. 🏢
14445 Grasslands Dr.
Englewood, CO 80112 USA
(855) 786-2828

All content herein is protected by copyright, trademarks and other intellectual property rights, as applicable, owned by or licensed to Zimmer Biomet or its affiliates unless otherwise indicated, and must not be redistributed, duplicated or disclosed, in whole or in part, without the express written consent of Zimmer Biomet.

DISCLAIMER

The purpose of the Baby Gorilla® Mini Plating System Surgical Technique Guide is to demonstrate use of the Baby Gorilla® Plates in the Baby Gorilla® Mini Plating System. Although various methods can be employed for this procedure, the fixation options demonstrated were chosen for simplicity of explanation and demonstration of the unique features of our device. Federal law (U.S.A.) restricts this device to sale and use by, or on order of, a physician.

www.Paragon28.com