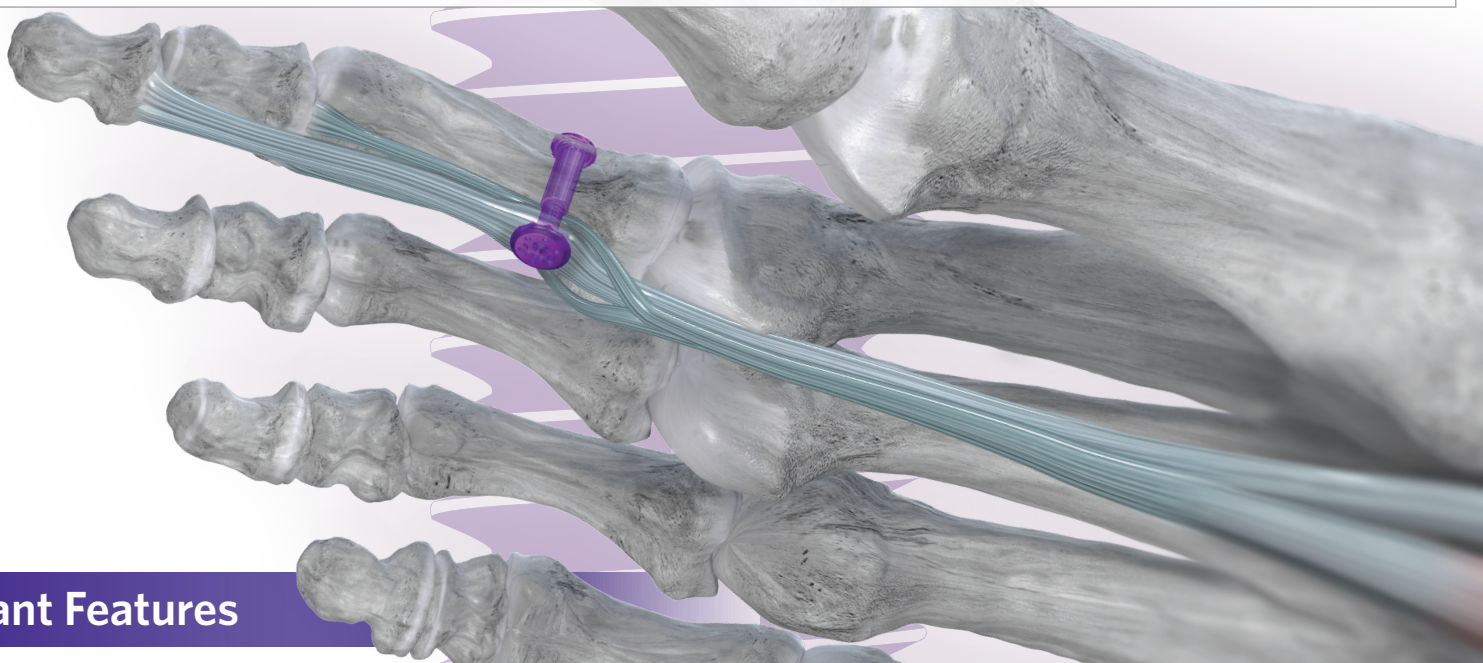


## TenoTac<sup>TM</sup> Soft Tissue Fixation System

### Product Information

#### TenoTac<sup>TM</sup> Soft Tissue Fixation System Features:

- Cannulated instrumentation
- Threaded titanium implant with a spiked base to achieve soft tissue fixation
- Minimal steps to correct flexible and semi-rigid hammertoes, plantar plate insufficiency, MPJ instability, as well as other applications in the foot and ankle
- Instrumentation facilitates a two-handed technique to achieve correction, temporary fixation, and final implant placement
- System designed to use a single, reproducible technique to correct a multitude of patient-specific pathologies



### Implant Features

#### Female Sleeve



Small Medium Large




Low profile head to help prevent soft tissue irritation




Male tack and female sleeve implants are cannulated to provide insertion via a cannulated technique

#### Male Tack



Single row of spikes allows for gripping of tendon



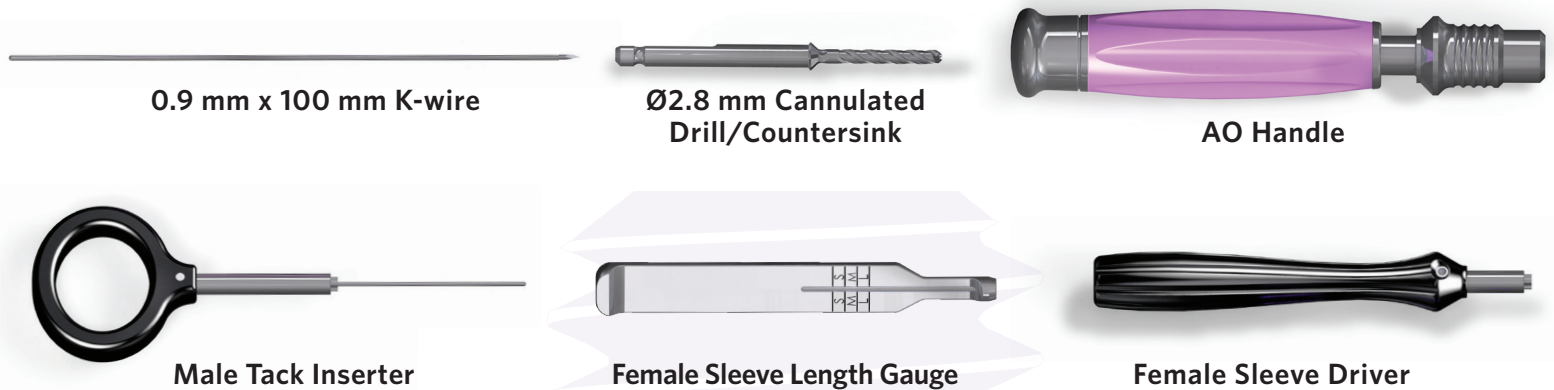
Holes allow for additional tendon hold

# TenoTac™ Soft Tissue Fixation System

## Instrumentation

# TENO TAC™

Soft Tissue Fixation System



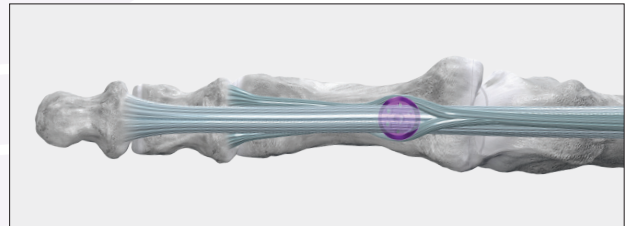
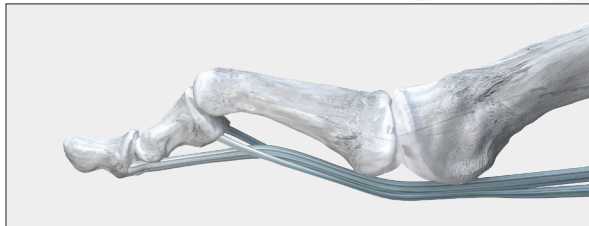
## Methods of Fixation

### TenoTac™ Soft Tissue Fixation System Versatility:

The TenoTac™ Soft Tissue Fixation System is a unique offering due to its versatility and options for fixation. Depending on the specific digital deformity, the flexor digitorum brevis (FDB) or flexor digitorum longus (FDL) can be included or isolated to achieve desired correction. In addition, surgeons have the opportunity to increase or decrease tension applied to specific tendons to fine-tune correction if needed.

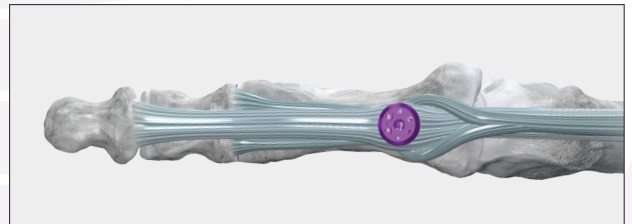
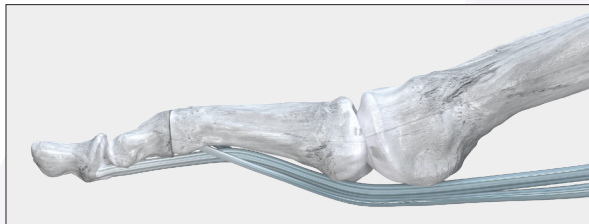
### Examples of use include:

- Replacement for Girdlestone-Taylor procedure for flexible hammertoes



Tack FDB

- Used in conjunction with proximal interphalangeal joint (PIPJ) arthroplasty to stabilize the metatarsophalangeal joint



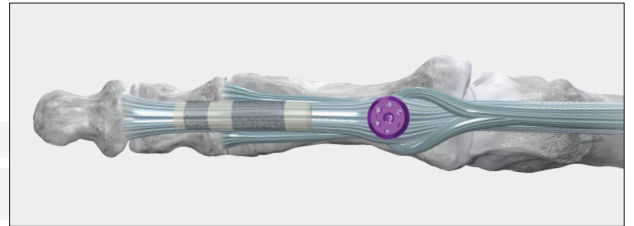
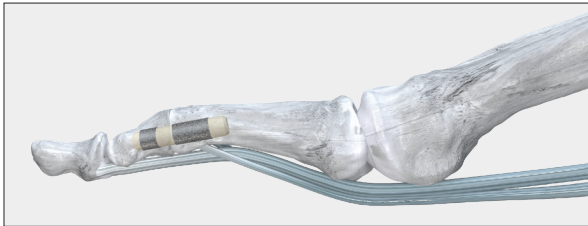
Tack FDB and FDL

# TenoTac™ Soft Tissue Fixation System

## Methods of Fixation

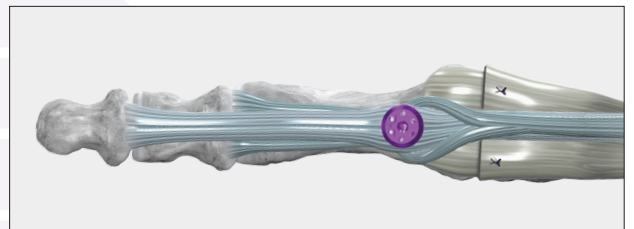
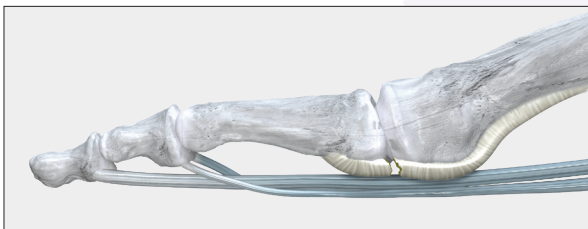
**TENO TAC**™  
Soft Tissue Fixation System

- Used in conjunction with PIPJ arthrodesis to stabilize the metatarsophalangeal joint



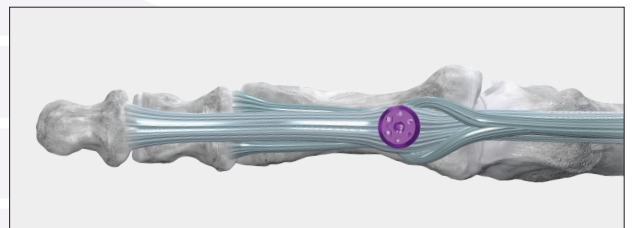
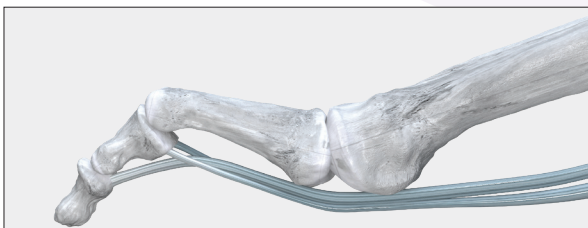
Tack FDB and FDL

- Combined with plantar plate repair to bolster the repair and correct the digital deformity



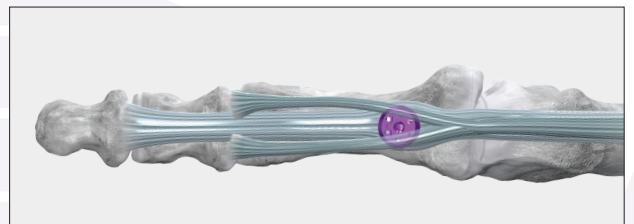
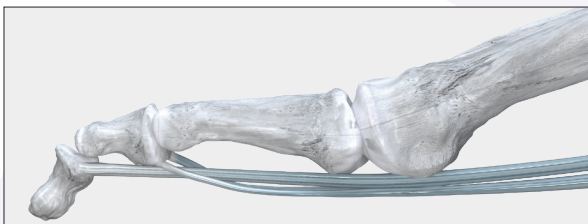
Tack FDB and FDL

- Used as a sole implant to correct flexible claw toe



Tack FDB and FDL

- Used as a sole implant to correct flexible mallet toe



Tack FDL



# TenoTac™ Soft Tissue Fixation System

## Kit Configuration

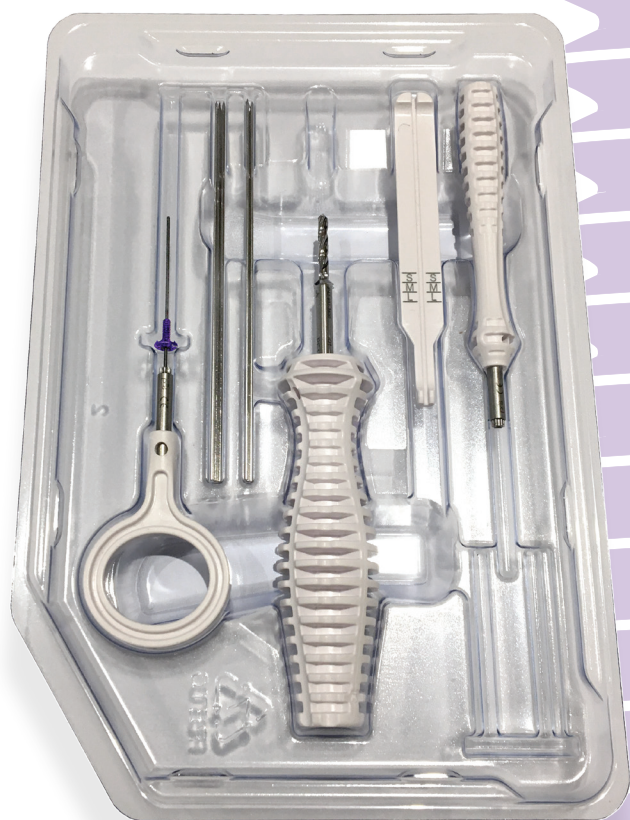
# TENO TAC™

Soft Tissue Fixation System

### TenoTac™ Soft Tissue Fixation System Caddy

The TenoTac™ System is available in sterile kit and non-sterile caddy configurations. Both offerings contain all implant sizes and necessary instrumentation.

**Sterile Packaged Kit**



**Non-Sterile Caddy**



TTAC-01 RevC

™ Trademarks and ® Registered Trademarks of Paragon 28, Inc.  
© Copyright 2020 Paragon 28, Inc. All rights reserved.  
Patents: [www.paragon28.com/patents](http://www.paragon28.com/patents)

Paragon 28, Inc.   
14445 Grasslands Dr.  
Englewood, CO 80112 USA  
(855) 786-2828

Paragon 28 Medical Devices Trading Limited  
First Floor Block 7 Beckett Way  
Park West Business Park  
Dublin 12  
D12 X884  
Ireland  
+353 (0) 1588 0350

For the contraindications, potential complications and adverse reactions, warnings and precautions associated with this device, please refer to the device specific instructions for use at <http://www.paragon28.com/ifus>

For additional information on Paragon 28® and its products please visit [www.paragon28.com](http://www.paragon28.com)

**p28®**