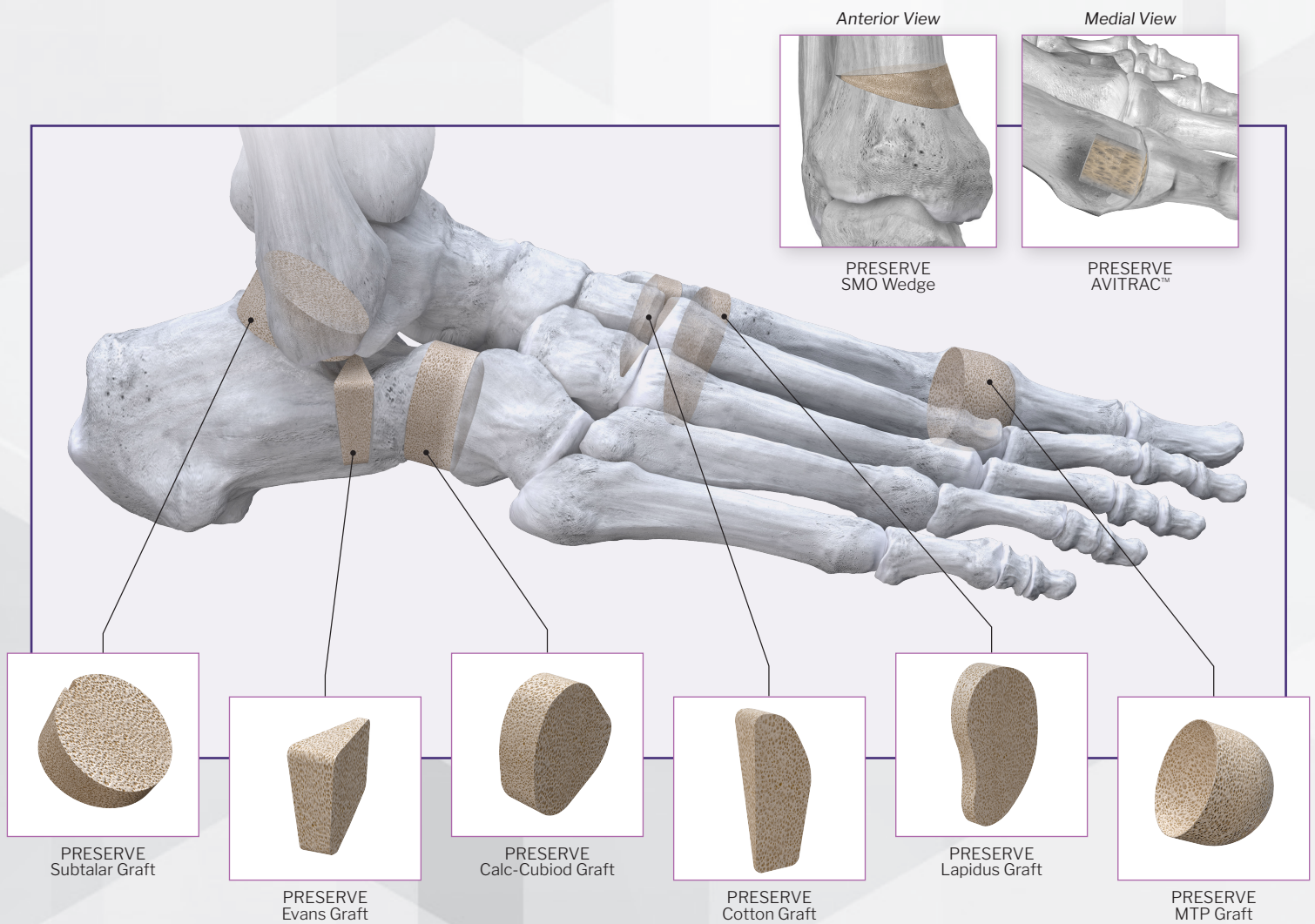



# PRESERVE™ BONE GRAFT SYSTEM

## PRESERVE™ Bone Graft System




## EVANS LATERAL COLUMN LENGTHENING GRAFT



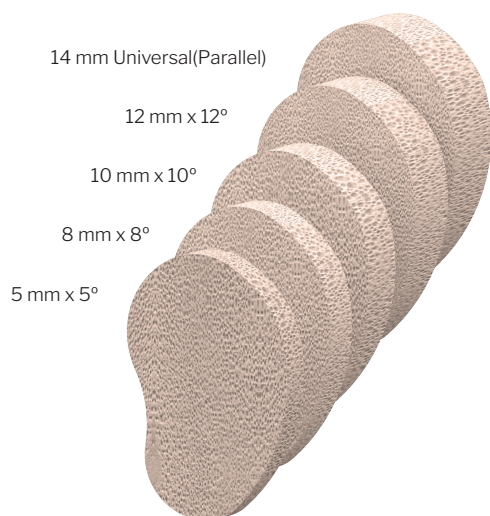
- Features dorsal to plantar taper to relieve strain on long plantar ligament
- Features lateral to medial taper to relieve strain on spring ligament and periosteum
- Designed to ease insertion and offload surrounding soft tissue structures
- Primary donor sites: patella, talus & femoral calcar

## COTTON OSTEOTOMY GRAFT




- Anatomic shape and length matched to the cuneiform
- Primary donor sites: patella, talus & femoral calcar

## LAPIDUS ANGULAR LENGTH RESTORING GRAFT



- Biplanar correction
- Plantarflexes and abducts the 1st metatarsal
- Anatomically shaped to the 1st TMTJ
- Primary donor site: distal femur

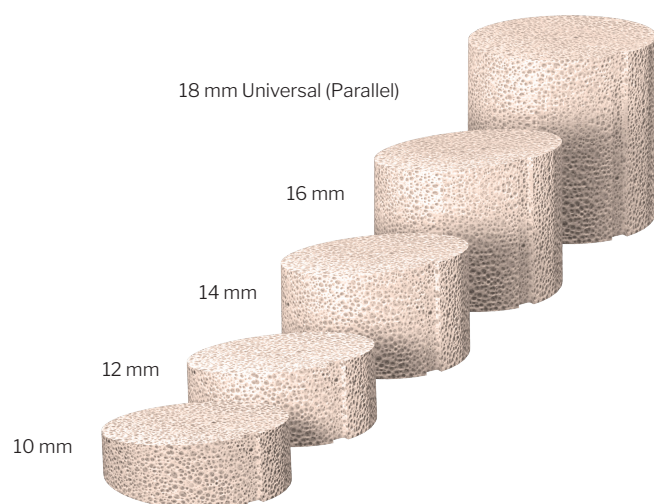
## MTP LENGTH RESTORING GRAFT



- Cup and cone design matches P28 reamers
- Available in 2 diameters with several length options
- Primary donor site: distal femur

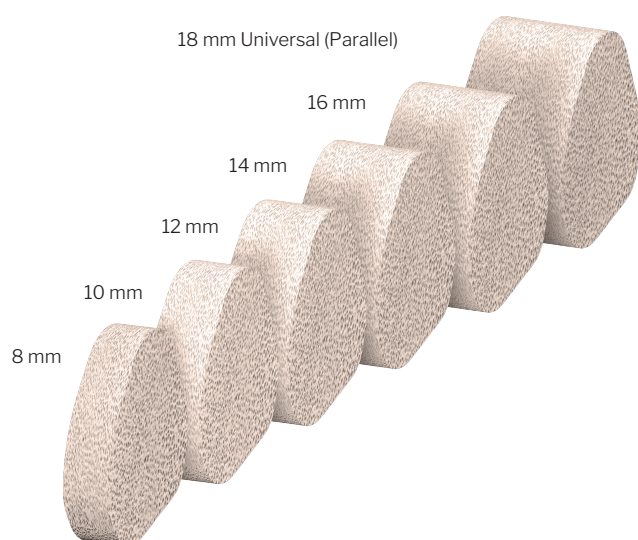


## SUBTALAR JOINT DISTRACTION ARTHRODESIS GRAFT




- ▶ Restores height to the subtalar joint
- ▶ Designed to allow for correction of calcaneal varus or valgus
- ▶ Trial sizer allows ability to “dial-in” correction
- ▶ Primary donor sites: distal femur, talus, patella & femoral calcar

## CALC-CUBOID ARTHRODESIS LENGTHENING GRAFT



- ▶ Anatomically shaped to the calcaneocuboid joint
- ▶ Primary donor sites: distal femur, talus, calcaneus and femoral calcar

## AVITRAC™ MTP REVISION GRAFT



- ▶ Designed to provide structural rigidity to the 1st metatarsal head following removal of a failed synthetic cartilage implant (SCI)
- ▶ Shape and size of the graft were optimized to fill the bony void
- ▶ Reamers included to provide reproducible preparation allowing for press fit of the graft

## SMO WEDGE



- ▶ One concentric wedge size of 21° pre-shaped and up to 25° shaped or 15.5 mm tall
- ▶ May be cut to size using a patent-pending Allograft Cutting Jig
- ▶ Harvested from dense cancellous bone
- ▶ Primary donor sites: talus, proximal femur, distal femur, calcaneus, distal tibia, proximal tibia, femoral calcar
- ▶ Designed for medial opening SMO procedures

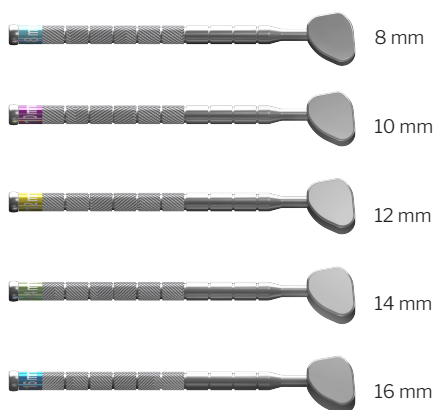
### REFERENCES:

1. Mitchell EJ, Stawarz AM, Kayacan R, Rimnac CM. The effect of gamma radiation sterilization on the fatigue crack propagation resistance of human cortical bone. J Bone Joint Surg Am (2004 Dec); 86-A(12): 2648-57.
2. Carpenter EM, Gendler E, Malinin TI, Temple HT. Effect of hydrogen peroxide on osteoinduction by demineralized bone. Am J Orthop (2006 Dec); 35(12): 562-7.
3. DePaula CA, Truncale KG, Gertzman AA, Sunwoo MH, Dunn MG. Effects of hydrogen peroxide cleaning procedures on bone graft osteoinductivity and mechanical properties. Cell Tissue Bank (2005); 6(4): 287-98\* [www.paragon28.com/index.php/patents](http://www.paragon28.com/index.php/patents)


## TRIAL SIZERS

- ▶ Trial sizers available with all grafts but AVITRAC
- ▶ Allows surgeon to determine ideal graft size by demonstrating correction

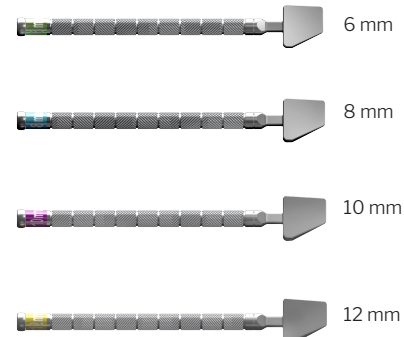
### Calc-Cuboid Trials



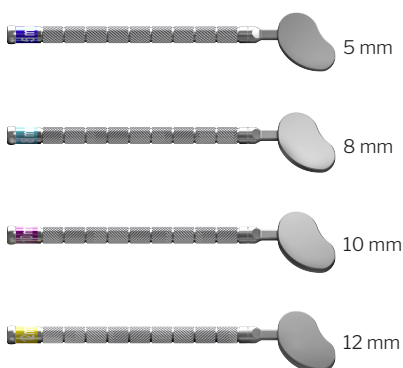
### Cotton Trials



### Evans Trials



### Lapidus Trials




### MTP Trials



### STJDA Trials



PSS-001 Rev J  
2023-05-12

Paragon 28, Inc.   
14445 Grasslands Dr.  
Englewood, CO 80112 USA  
(855) 786-2828

CE 2797

Paragon 28 Medical Devices Trading Limited  
First Floor Block 7 Beckett Way  
Park West Business Park  
Dublin 12  
D12 X884  
Ireland  
+353 (0) 1588 0350

Paragon 28® utilizes Community Tissue Services, University of Miami Tissue Bank and DCI Donor Services Tissue Bank for tissue procurement & processing.  
Caution: U.S. federal law restricts this device to sale by or on the order of a physician.



DCI Donor Services Tissue Bank  
an extraordinary commitment to science, health and hope



Exclusively foot & ankle  
**Paragon 28**®

[www.Paragon28.com](http://www.Paragon28.com)

™ Trademarks and ® Registered Marks of Paragon 28, Inc. © Copyright 2023 Paragon28, Inc. All rights reserved. Caution: U.S. federal law restricts this device to sale by or on the order of a physician.

For the contraindications, potential complications and adverse reactions, warnings and precautions associated with this device, please refer to the device specific instructions for use at <http://www.paragon28.com/ifus>