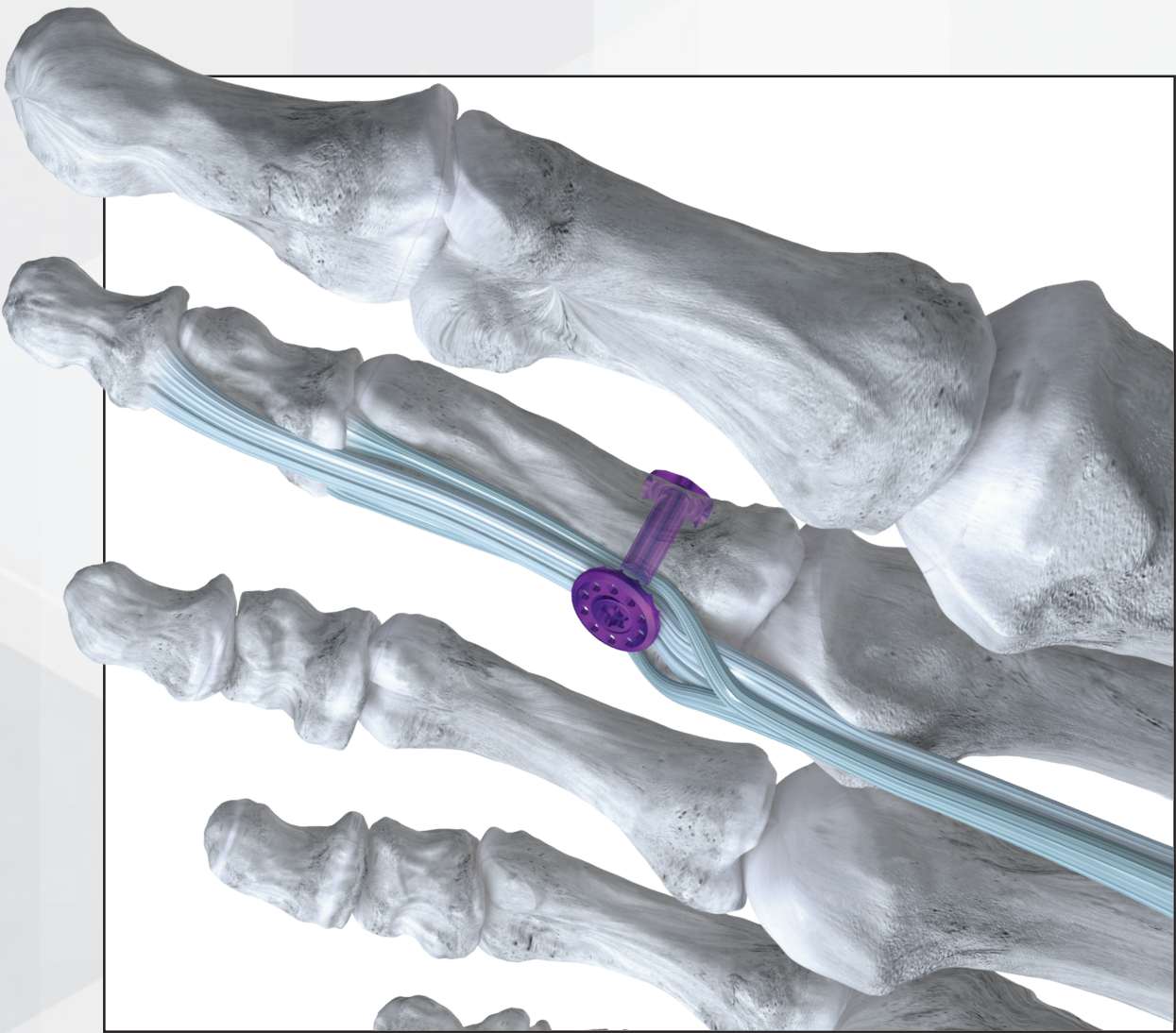


# TENO<sup>T</sup>AC<sup>®</sup> 2.0

SOFT TISSUE FIXATION SYSTEM

## TenoTac<sup>®</sup> 2.0 Soft Tissue Fixation System



## PRODUCT INFORMATION

- ▶ Designed for reproducible less invasive correction of contracted toes and MPJ instability
- ▶ Cannulated implant designed to capture the flexor tendons, restoring balance to the toe
- ▶ Anatomic repair (fusion avoided) designed to maintain function proximally
- ▶ Designed for improved cosmesis with reduced swelling—no bony cuts or complicated soft tissue passes
- ▶ Patient specific correction allowing for the addition or removal of tension to position the toe in an ideal position

## IMPLANT FEATURES

### Dorsal Sleeve



Small



Large



Low profile head to help prevent soft tissue irritation



Plantar tack and Dorsal sleeve implants are cannulated allowing for precise placement

### Plantar Tack



Plantar Tack includes a washer to allow it to angulate up to 20 degrees



Single row of spikes allows for gripping of tendon



Holes allow for additional tendon hold


## INSTRUMENTATION



Ø0.9 mm K-wire



Ø1.1 mm K-wire



Ø2.8 mm Cannulated Drill/Standard Countersink with Handle



Dorsal Sleeve Driver



Dorsal Sleeve Standard Length Gauge



Plantar Tack Inserter

## KIT CONFIGURATION

### Sterile Packaged Kit

TenoTac 2.0™ Soft Tissue Fixation System	
Part Number	Description
P42-100-2265-SK	TenoTac 2.0™ Sterile Kit
P42-222-0075-S	Male Implant
P42-322-0065-S	Female Implant, Short
P42-322-0095-S	Female Implant, Long
P42-122-0125-S	TenoTac Female Implant, Extra Long (Hallux)
P42-822-0100-SK	TenoTac® Sterile Kit, Large (Hallux)



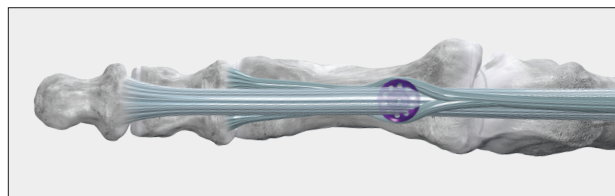
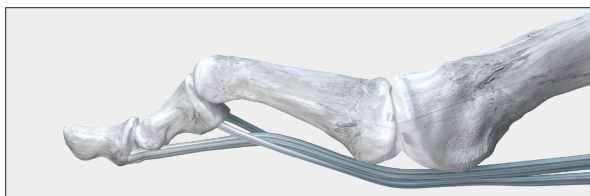
## METHODS OF FIXATION

### TenoTac® Soft Tissue Fixation System Versatility

The TenoTac Soft Tissue Fixation System is a unique offering due to its versatility and options for fixation. Depending on the specific digital deformity, the flexor digitorum brevis (FDB) or flexor digitorum longus (FDL) can be included or isolated to achieve desired correction. In addition, surgeons have the opportunity to increase or decrease tension applied to specific tendons to fine-tune correction if needed.

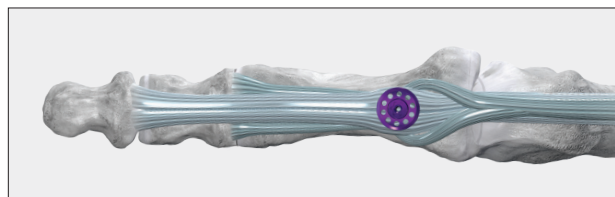
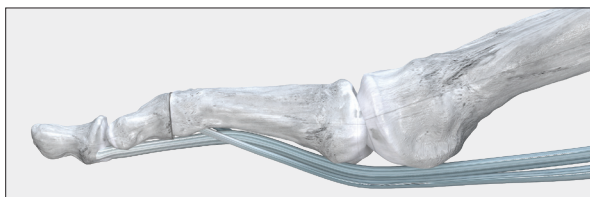
### Examples of use include:

- Replacement for Girdlestone-Taylor procedure for flexible hammertoes



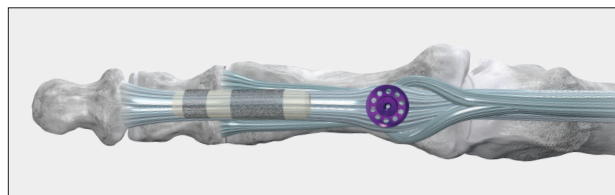
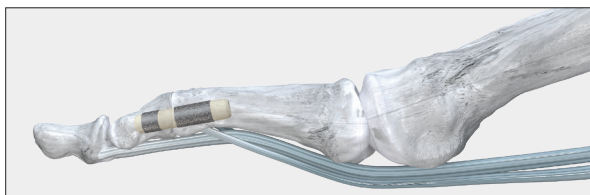
Tack FDB

- Used in conjunction with proximal interphalangeal joint (PIPJ) arthroplasty to stabilize the metatarsophalangeal joint



Tack FDB and FDL

- Used in conjunction with PIPJ arthrodesis to stabilize the metatarsophalangeal joint

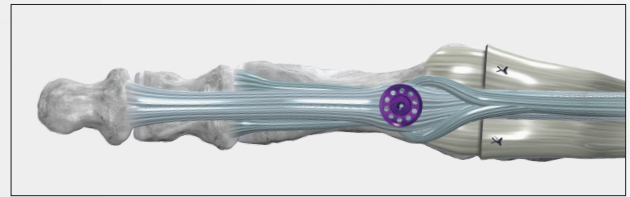
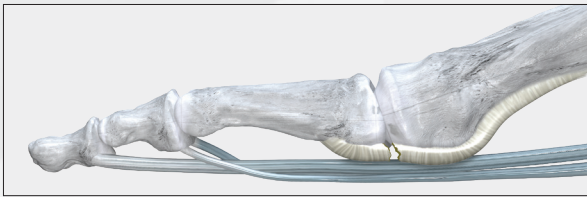


Tack FDB and FDL

# TENOTAC® 2.0 | Soft Tissue Fixation System

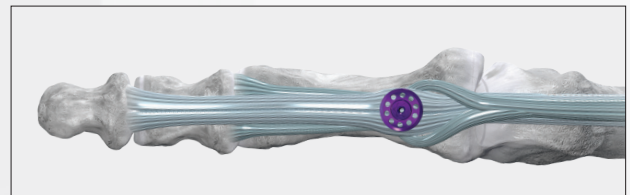
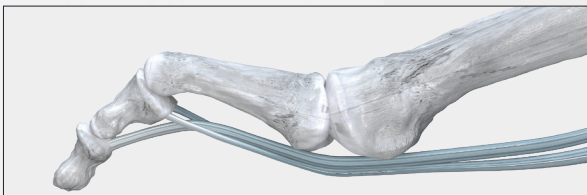
## Examples of Use (Cont.)

- ▶ Combined with plantar plate repair to bolster the repair and correct the digital deformity



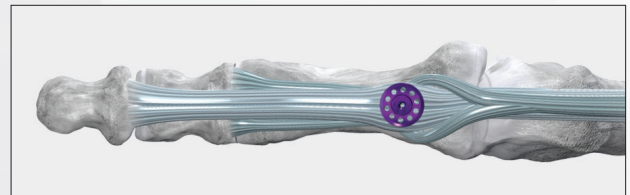
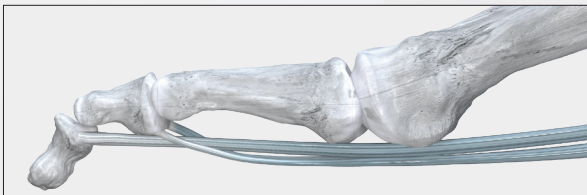
Tack FDB and FDL

- ▶ Used as a sole implant to correct flexible claw toe



Tack FDB and FDL

- ▶ Used as a sole implant to correct flexible mallet toe




Tack FDL

## TENOTAC® BENEFITS

- ▶ Allows for controlled positioning and reapproximation of the toe—tension can be applied and backed off
- ▶ Avoids take down of the joint—reduced incision length, swelling, shortening, and potential for post-operative “sausage toe”
- ▶ Avoids complicated revisions associated with hammertoe implants (there are no bridges burned)
- ▶ Maintains function proximally—designed to allow patients to achieve push-off following the procedure

TTAC-01 Rev E  
2023-09-15

Paragon 28®, Inc.   
14445 Grasslands Dr.  
Englewood, CO 80112 USA  
(855) 786-2828

Paragon 28® Medical Devices Trading Limited  
First Floor Block 7 Beckett Way  
Park West Business Park  
Dublin 12  
D12 X884  
Ireland  
+353 (0) 1588 0350

™Trademarks and \*Registered Marks of Paragon 28®, Inc.  
© Copyright 2023 Paragon 28®, Inc. All rights reserved.  
Patents: [www.paragon28.com/patents](http://www.paragon28.com/patents)

Exclusively foot & ankle **20**  
**Paragon**®

[www.Paragon28.com](http://www.Paragon28.com)

For the contraindications, potential complications and adverse reactions, warnings and precautions associated with this device, please refer to the device specific instructions for use at <http://www.paragon28.com/ifus>