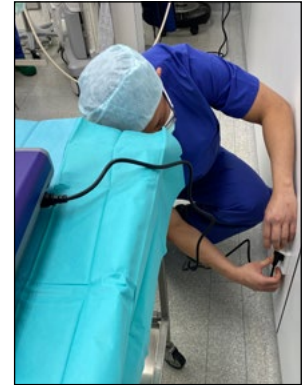
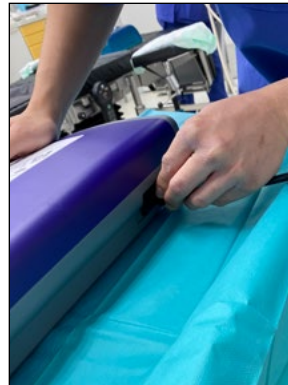




To whom it may concern:


FJ2000 doesn't recommend a preventative maintenance check with the power console. FJ2000 does recommend routine inspection for any control abnormalities prior to each use as described in the IFU. Check this location before each use. If any abnormalities are found, stop using it immediately and contact your vendor.

CHECK LIST BEFORE USE:



▶ Check abnormalities or damage on the outside

▶ Check power and nobs



▶ Check to make sure foot pedal is connected

▶ High speed modus: (Classic procedure)

- Connect hand piece to the blue port
- Press selection switch to blue
- Turn on the power



- ▶ **Low speed modus: (MIS procedure)**
 - Connect hand piece to the white port
 - Press selection switch to blue
 - Turn on the power

- ▶ Check if hearing a ventilation noise
- ▶ Check to make sure foot pedal buttons work
 - Safety button lock/unlock (green)
 - Check hand piece is running
 - Forward/Reverse (violet)
 - Check hand piece is running F&R
 - Irritation pump on/off (blue)
 - Check irrigation on pump is running with the hand piece
- ▶ Check irrigation tube position
- ▶ Irrigation pump is working clockwise

SYSTEM IS READY TO USE

Please see the IFU for proper cleaning instructions:

ROUTINE CLEANING

Remove the AC Power Cord; wipe Power Console and Foot Pedal with a damp cloth, then with an alcohol-absorbed cloth.

NOTE: Precautions should be taken to avoid allowing any moisture inside of any console opening and/ or power cord.

NOTE: Please always turn off the Power before connecting or disconnecting hand pieces or foot pedal.

Thank you,
Paragon 28

FJ2000-REF-01 Rev. A

Paragon 28®, Inc.
14445 Grasslands Dr.
Englewood, CO 80112 USA
(855) 786-2828

Paragon 28® Medical Devices Trading Limited
First Floor Block 7 Beckett Way
Park West Business Park
Dublin 12
D12 X884
Ireland
+353 (0) 1588 0350

Exclusively foot & ankle
Paragon[®] 28

www.Paragon28.com

For the contraindications, potential complications and adverse reactions, warnings and precautions associated with this device, please refer to the device specific instructions for use at <http://www.paragon28.com/ifus>