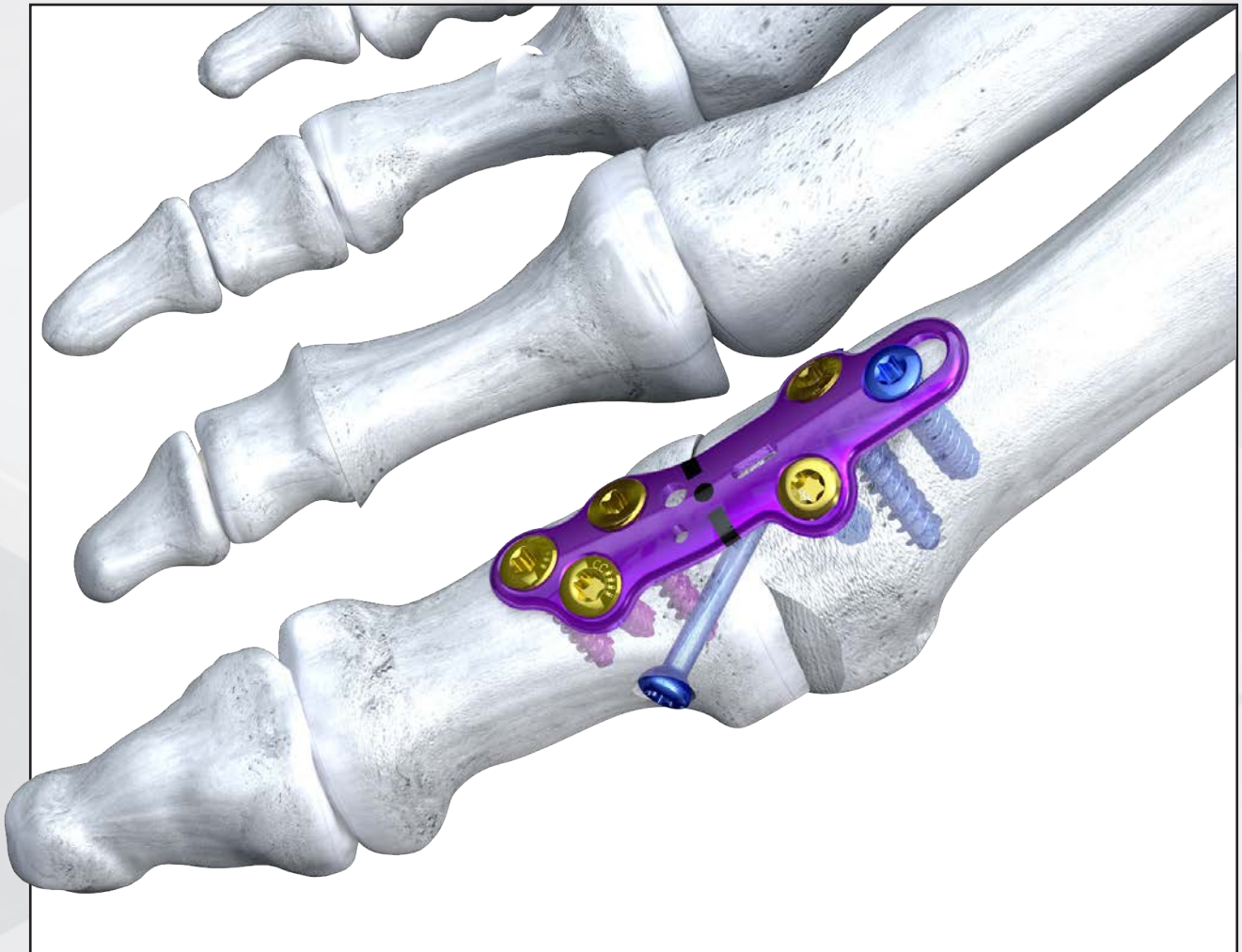


GORILLA[®]
R3CON PLATING SYSTEM

Gorilla[®] MTP Plating System



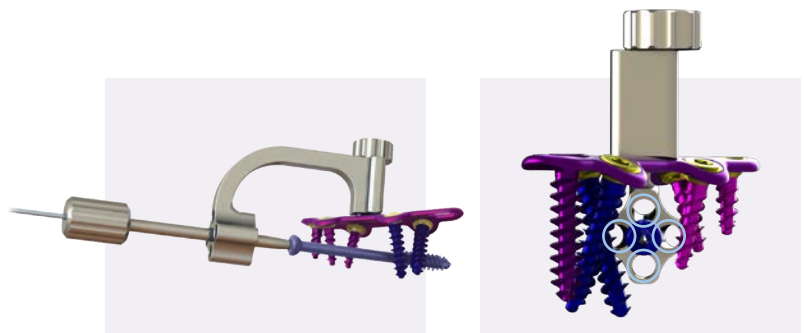
PLATING SYSTEM FEATURES

- ▶ 32 plating options available in Short, Primary, Revision and Graft Spanning options
- ▶ Available in 0°, 5°, and 10° of dorsiflexion (see right)
- ▶ Plates are 1.3–1.6 mm thick and machined out of Ti-6Al-4V ELI
- ▶ Tightened distal cluster of screws to ensure maximum amount of fixation in the proximal phalanx
- ▶ Distal two hole plate for patients with smaller distal phalanx
- ▶ Compatible with a PRECISION® Guide in order to place a crossing screw outside the plate to balance the construct and limit plantar gapping
- ▶ Plates accommodate Gorilla® R3CON™ Ø2.7, Ø3.5, and Ø4.2 mm locking and non-locking polyaxial screws in any plate hole
- ▶ Instrumentation compliments the system to address joint preparation and compression at the arthrodesis site








PRECISION® GUIDE MTP

- ▶ Patent pending guide for trajectory of cross-screw that attaches directly to plate
- ▶ Designed to miss all other screws in the construct
- ▶ Provides five trajectories of wire paths for variations among patient anatomy
- ▶ Places screw outside the plate balancing the construct in all planes
- ▶ Allows for Ø3.0, Ø3.5, or Ø4.0 mm cannulated cross screw



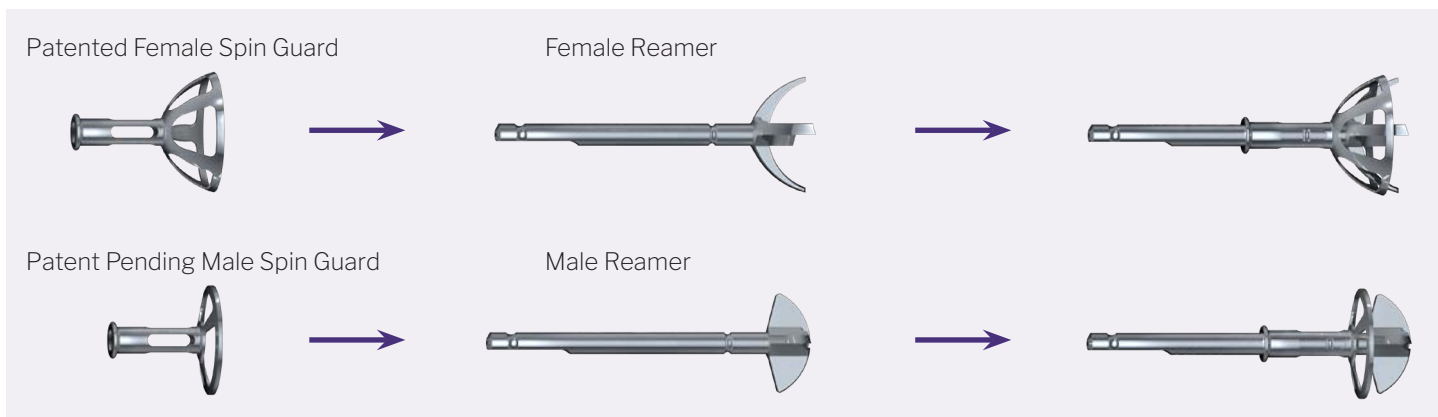
The five potential trajectories for the Precision Guide are shown

Gorilla® MTP Plates (32 Total Plates)

	SHORT	PRIMARY	REVISION	GRAFT-SPANNING
				
Total Plates	6	18	6	2
Plate Thickness	1.3 mm	1.3 mm	1.6 mm	1.6 mm
Hole Configurations	4-Hole w/Compression Slot	5-Hole w/Compression Slot 6-Hole w/Compression Slot	6-Hole w/Compression Slot 7-Hole w/Compression Slot 9-Hole w/Compression Slot	7-Hole w/Compression Slot
Size	0° 5° 10°	0° (S, M, L) 5° (S, M, L) 10° (S, M, L)	5° (S, M, L)	5°
Left and Right Offerings	Yes	Yes	Yes	Yes

SPIN GUARD REAMERS

- ▶ Available in 4 diameters: Ø17, Ø19, Ø21 and Ø23 mm
- ▶ Comes standard in every PRECISION® Guide MTP Caddy
- ▶ Sleeve designed to protect adjacent bone during cup and cone reaming



PRESERVE® MTP ALLOGRAPH

- ▶ Donor harvest site is density matched specific to the MTP indication for strength demands and blood flow requirements
- ▶ Aseptically processed without gamma irradiation or hydrogen peroxide to help preserve the native mechanical advantages of human bone and the osteoinductivity of the environment from which the graft is being harvested
- ▶ 8 unique sizes available to account for varying anatomies
- ▶ Ball and socket created with graft allows precise adjustment in hallux placement by allowing for positioning in all three planes
- ▶ Grafts are cut with the exact same reamers as are included in the Gorilla® MTP Plating System ensuring the graft matches the reaming done by surgeon intraoperatively
 - Restores length to the first ray

- ▶ Graft is intended to be used in combination with Gorilla® MTP Graft Spanning Plate which plates dorsally and allows for a compression cross screw to be placed through the graft



MTP TRIAL SIZERS (8 TOTAL SIZES)


- ▶ Allows surgeon to determine ideal graft size by demonstrating correction
- ▶ One trial for each graft size
- ▶ Additional sizes include Ø21 x 5 mm, Ø19 x 5 mm, Ø19 x 8 mm, Ø21 x 10 mm, Ø19 x 10 mm, Ø19 x 15 mm, Ø19 x 20 mm





Gorilla® MTP Plating System

MPSS-01 RevF
2024-01-16

Paragon 28®, Inc. 
14445 Grasslands Dr.
Englewood, CO 80112 USA
(855) 786-2828

Paragon 28® Medical Devices Trading Limited
First Floor Block 7 Beckett Way
Park West Business Park
Dublin 12
D12 X884
Ireland
+353 (0) 1588 0350

Exclusively foot & ankle ²⁸
Paragon®

www.Paragon28.com

™Trademarks and ®Registered Marks of Paragon 28®, Inc.
© Copyright 2024 Paragon 28®, Inc. All rights reserved.
Patents: www.paragon28.com/patents

For the contraindications, potential complications and adverse reactions, warnings and precautions associated with this device, please refer to the device specific instructions for use at <http://www.paragon28.com/ifus>