

GRAPPLER[®]

SUTURE ANCHOR SYSTEM

Grappler[®] Suture Anchor System

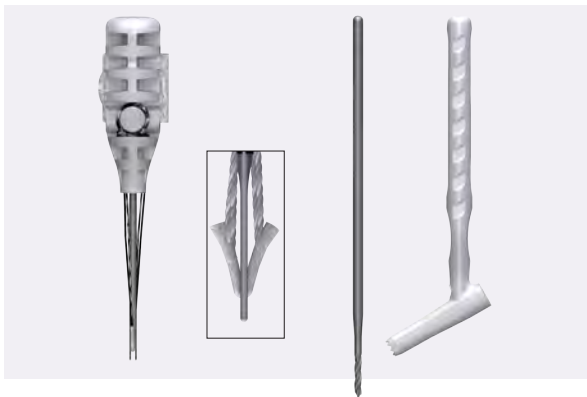


The Grappler® Suture Anchor System was designed to address the challenges that are present when performing soft tissue tensioning and ligament reconstruction in foot and ankle procedures. A variety of all suture anchors, PEEK anchors, titanium anchors, sutures and suture tape provide foot and ankle surgeons the ability to select the appropriate implants for the surgery they are performing.

SYSTEM FEATURES


- ▶ Designed specifically for the foot and ankle
 - Ergonomics
 - Suture Length
 - Driver Shaft Length
 - Needle Type
- ▶ Sterile Packed Kits for Efficiency in the OR
- ▶ Available in All Suture, PEEK and Titanium Offerings
 - All Suture – 1.4 and 2.8 mm
 - PEEK – 4.5 and 5.5 mm
 - Titanium – 3.0 and 4.5 mm

KIT OFFERINGS



All Suture Anchor Kit

- Ø1.4 mm & Ø2.8 mm Anchor, Pre-loaded with Suture/Needles
- K-wire (Ø1.4 mm & Ø2.8 mm)
- Drill/Insertion Guide
- Handle/Insertion Fork
- Single-loaded USP 0 Suture
- Double-loaded USP 2 Suture



Solid Peek Anchor Kit

- Ø4.5 mm & Ø5.5 mm Anchor, Pre-loaded with Suture/Needles
- K-wire (Ø1.6 mm)
- Drill (Solid, Ø3.5 mm & Ø4.3 mm)
- Driver/Handle
- Tissue Protector
- Double loaded USP 2 Suture
- Single USP 2 Suture + 1.5 mm Tape



Titanium Anchor Kit

- Ø3.0 mm and Ø4.5 mm Anchor, Pre-loaded with Suture/Needles
- K-wire (Ø2.6 mm)
- Driver/Handle
- Double loaded USP 2 Suture

RELATED PRODUCT

The Grappler® Knotless Anchor System

GRAPPLER KNOTLESS ANCHOR

TWO Ø4.5 MM IMPLANT KIT:

- ▶ Tap
- ▶ Ø3.5 mm Drill
- ▶ Drill Guide
- ▶ Tensioning Driver preloaded with Ø4.5 mm Knotless Anchor and suture passer
- ▶ Additional Ø4.5 mm Knotless Anchor

GRAPPLER KNOTLESS ANCHOR

Ø4.5 MM AND Ø5.5 MM IMPLANT-ONLY KITS:

- ▶ Tensioning Driver preloaded with Ø4.5/Ø5.5 mm Knotless Anchor and suture passer

GRAPPLER KNOTLESS ANCHOR

Ø4.5 MM AND Ø5.5 MM IMPLANT + INSTRUMENTATION KIT:

- ▶ Tap
- ▶ Ø3.5/Ø4.3 mm Drill
- ▶ Drill Guide
- ▶ Tensioning Driver Handle preloaded with Ø4.5/Ø5.5 mm Knotless Anchor and suture passer

ADDITIONAL STERILE-PACKED COMPONENTS:

- ▶ Suture passers (5X individually sterilized)
- ▶ Suture Tape (100% UHMWPE or Adaptive)




Novel Bridgeline™ Suture Tape:

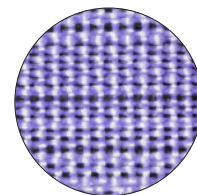
The Bridgeline™ Adaptive Tape offers surgeons a first in kind semi-resorbable material allowing for rigid stabilization of the construct upon initial fixation followed by a predetermined amount of relaxation during the healing cascade transferring load back to the native anatomy. The tape is four millimeters wide allowing for broader tissue surface interaction than competitive offerings.

ADAPTIVE BRIDGELINE™ SUTURE TAPE:

- ▶ The tape is partially absorbable. After absorption, the tape has a longer working length which promotes load-sharing with soft tissue structures.




Pre-Absorption



Post-Absorption

BRIDGELINE™ TAPE FEATURES:

- ▶ The central third of each tape is demarcated by a black tracer strand. This allows the surgeon to plan for appropriate working length of the repair



UHMWPE Weave

Tensioning Driver Features:

- ▶ The cannulated Tensioning Driver is utilized with the Suture Passer and Knotless Anchors to pass and tension the Suture Tape through the anchors.




GRAPPLER®

SUTURE ANCHOR SYSTEM

Grappler® Suture Anchor System

P28-GSAA-01 Rev A
2024-01-15

Paragon 28°, Inc. 
14445 Grasslands Dr.
Englewood, CO 80112 USA
(855) 786-2828

Paragon 28° Medical Devices Trading Limited
First Floor Block 7 Beckett Way
Park West Business Park
Dublin 12
D12 X884
Ireland
+353 (0) 1588 0350

™Trademarks and *Registered Marks of Paragon 28°, Inc.
© Copyright 2024 Paragon 28°, Inc. All rights reserved.
Patents: www.paragon28.com/patents

Exclusively foot & ankle ²⁸
Paragon®

www.Paragon28.com

For the contraindications, potential complications and adverse reactions, warnings and precautions associated with this device, please refer to the device specific instructions for use at <http://www.paragon28.com/ifus>