

PHANTOM[®]

HINDFOOT TTC/TC SYSTEM

Phantom[®] Hindfoot TTC/TC System



SYSTEM ADVANTAGES






- ▶ PRECISION® Guide Technology allows for precise and reproducible placement of the initial Drill-Pin to determine implant trajectory
- ▶ Flexible Coil Tip allows for stress-sharing within the tibia¹
- ▶ Distal end of nail is Ø13.3 mm through the subtalar and tibiotalar joints to add strength
- ▶ Internal Compression Screw allows for up to 8 mm of compression
- ▶ Variable (0°- 18°) P-A Calcaneal Peg angle allows for precise placement and optimized purchase
- ▶ Ø7.2 mm headless, Threaded Pegs, in the calcaneus and across the subtalar joint for increased fixation

TTC/TC Nail Offering

		LENGTH OPTIONS			
		175 mm	200 mm	250 mm	300 mm
Functional Length		135 mm	140 mm	190 mm	240 mm
Diameter Options	Ø10.0 mm	●	●	●	●
	Ø11.5 mm	●	●	●	●
	Ø13.0 mm	●	●	●	

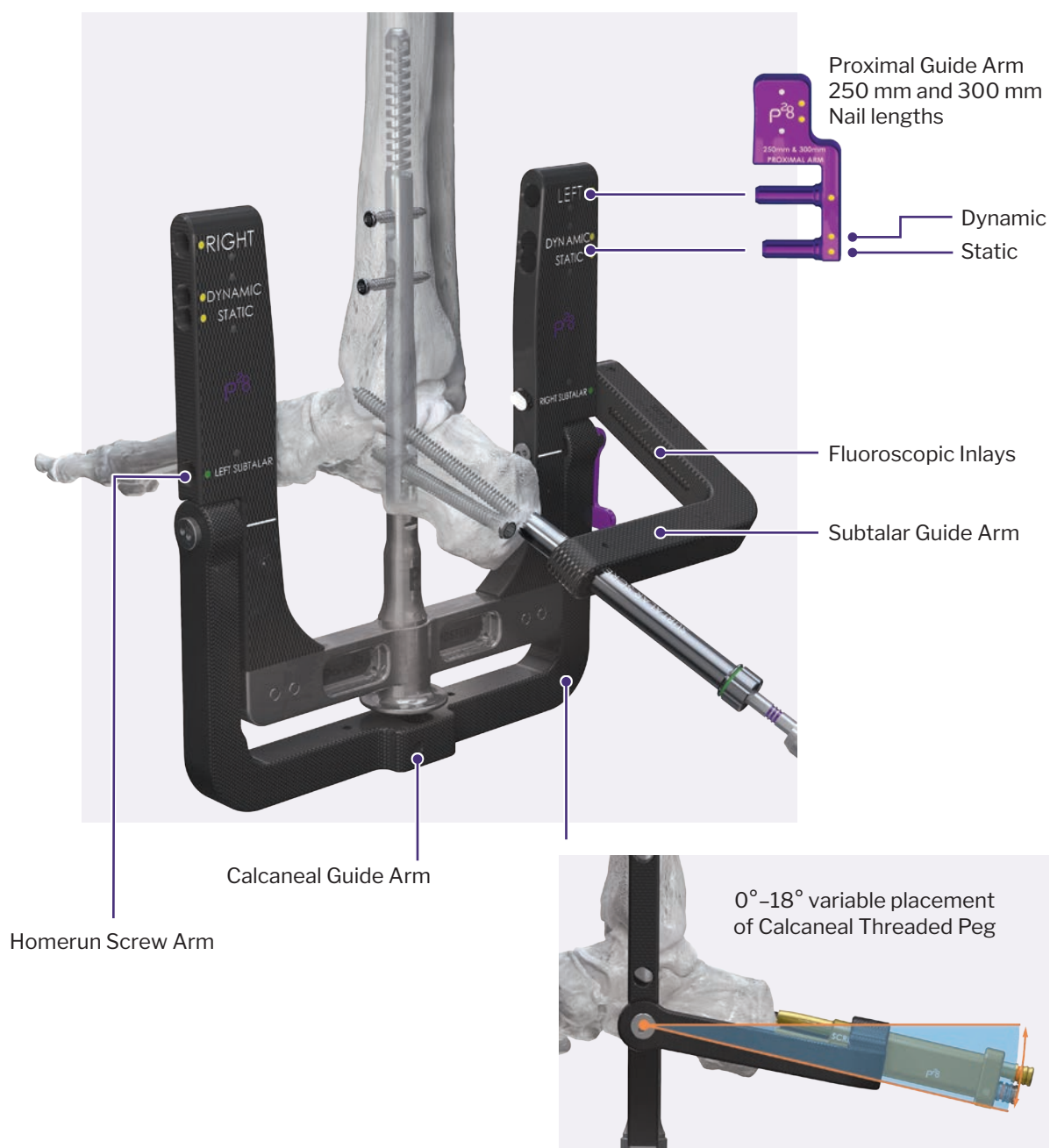


PEG AND HOME-RUN SCREW OFFERING

	LENGTH OPTIONS				
					
Diameters	Ø5.0 mm	Ø7.2 mm	Ø4.5 mm	Ø5.5 mm	Ø7.0 mm
Lengths	20–70 mm (2 mm increments)	45–120 mm (5 mm increments)	18–50 mm (2 mm increments) 55–70 mm (5 mm increments)	26–60 mm (2 mm increments) 65–90 mm (5 mm increments)	36–50 mm*, 72–90 mm (2 mm increments) 55–70 mm* and 95–130 mm (5 mm increments)
Headed	✓	—	✓	✓	✓
Headless	—	✓	✓	✓	✓
Threads	Full Threads	Full Threads	Partial and Full Threads	Partial and Full Threads	Partial and Full Threads
Placements	Tibial Nail Slots	Calcaneus Slot and STJ Hole	Homerun	Homerun	Homerun
Material	Type II Anodized Titanium Alloy		Ti64ELI		


PHANTOM[®] GHOST[™] OUTRIGGER

- ▶ Rigid, radiolucent outrigger with fluoroscopic inlays allows for visualization of peg trajectory prior to drilling
- ▶ Friction fit slots accommodate Tibial Drill/Peg Guides and ensure hold throughout procedure
- ▶ Proximal Guide Arm aids in precise proximal peg placement when utilizing a 250 or 300 mm nail
- ▶ Calcaneal Guide Arm offers a 0°–18° variance for diverse patient anatomy
- ▶ Homerun Screw Arm guides a Ø4.5 mm, Ø5.5 mm, or Ø7.0 mm Monster[®] Hindfoot Screw outside of the nail

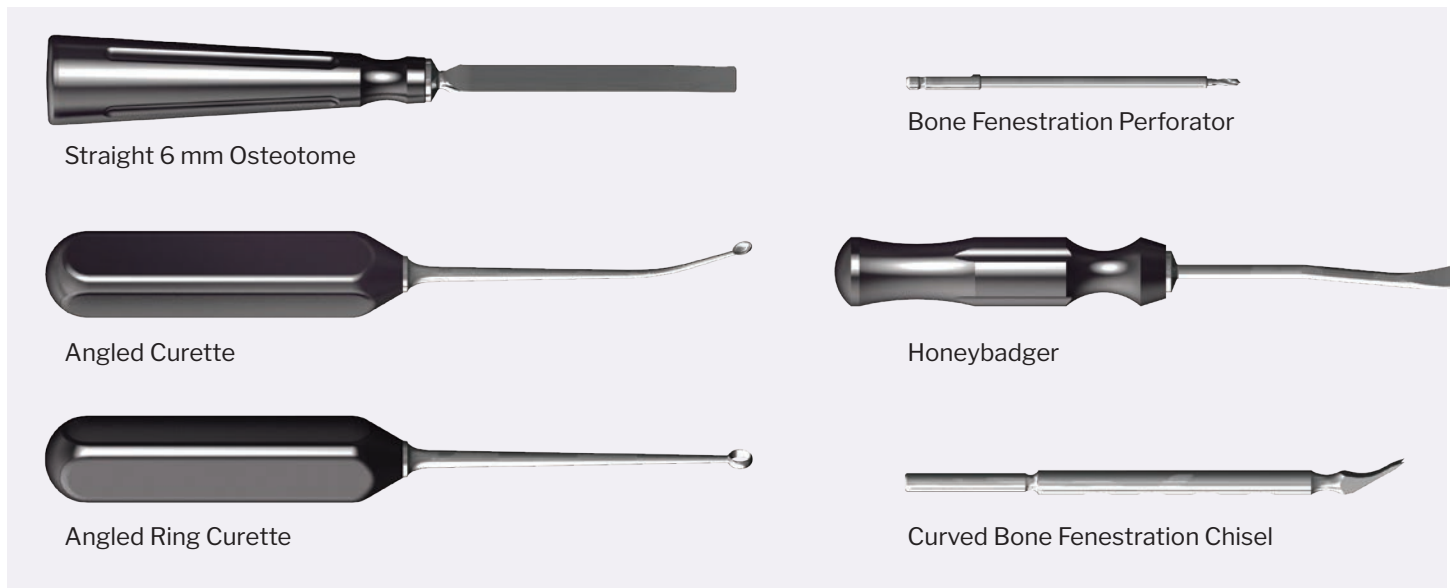


DIFFERENTIATED INSTRUMENTATION


- ▶ PRECISION® Guide technology allows for precise and reproducible placement of the initial Ø3.0 mm Drill-Pin to determine nail trajectory
- ▶ Parallel Offset Guide allows for placement of an additional Drill-Pin 4 mm in any direction if alternative nail trajectory is preferred



- ▶ A robust offering of procedural instrumentation to address joint preparation and restoration of anatomic alignment



PHTB-BRO-01 Rev D
2024-05-06

Paragon 28®, Inc. 
14445 Grasslands Dr.
Englewood, CO 80112 USA
(855) 786-2828

Paragon 28® Medical Devices Trading Limited
First Floor Block 7 Beckett Way
Park West Business Park
Dublin 12
D12 X884
Ireland
+353 (0) 1588 0350

Exclusively foot & ankle ²⁰
Paragon®

www.Paragon28.com

™Trademarks and ®Registered Marks of Paragon 28®, Inc.
© Copyright 2024 Paragon 28®, Inc. All rights reserved.
Patents: www.paragon28.com/patents

For the contraindications, potential complications and adverse reactions, warnings and precautions associated with this device, please refer to the device specific instructions for use at <http://www.paragon28.com/ifus>